

**By Post**

**Our Ref : P221002-EMA-202509-V**  
**Date : 10<sup>th</sup> October 2025**

Binnies Hong Kong Limited  
43/F, AIA Kowloon Tower,  
100 How Ming Street,  
Kwun Tong, Kowloon, Hong Kong

Attn: Wilson CK Lam

**Agreement No. DHSR/IEC/001**

**Consultancy Service of Independent Environmental Checker (IEC) for Relocation of Diamond Hill Fresh Water and Salt  
Water Service Reservoirs to Caverns under Contract No. 21/WSD/21**

**Monthly EM&A Report for September 2025**

Dear Sir,


Pursuant to Condition 3.4 of Environmental Permit (EP) No. EP-602/2021, please note the Monthly Environmental and Audit Report for September 2025, dated 10 October 2025 submitted under the EP, certified by the Environmental Team Leader on 10 October 2025, had been reviewed and is hereby verified.

Should you have any query, please feel free to contact the undersigned at 3756 9590 or [ivanting@umwelt.consulting](mailto:ivanting@umwelt.consulting).

Your faithfully,

For and on behalf of:

Umwelt Consulting Limited



Ting Po Chung Ivan  
Independent Environmental Checker





**Contract No. 21/WSD/21**

**Relocation of Diamond Hill Fresh Water and  
Salt Water Service Reservoirs to Caverns**

**Monthly Environmental and Audit Report  
October 2025**

ASCL	/	230168321	/	MRPT21	/	6.0
Publisher		Project Code		Sequential No.		Version

	Prepared by:	Certified by:
Name	Tommy K.C. Hung	F. C. Tsang
Position	Environmental Team Consultant	Environmental Team Leader
Signature		
Date	18 November 2025	18 November 2025

## Content

<b>EXECUTIVE SUMMARY .....</b>	<b>1</b>
<b>1. INTRODUCTION .....</b>	<b>5</b>
1.1 Project Background .....	5
1.2 Construction Works Programme .....	6
1.3 Project Organization .....	8
1.4 License, Notification and Permits .....	8
1.5 Brief Summary of EM&A Requirements .....	11
<b>2. AIR QUALITY MONITORING.....</b>	<b>13</b>
2.1 Monitoring Locations .....	13
2.2 Air Quality Monitoring Parameter, Frequency and Duration .....	13
2.3 Monitoring Equipment and Methodology and QA/ QC Procedure .....	13
2.4 Action and Limit Levels .....	14
2.5 Results and Observation .....	15
<b>3. NOISE MONITORING .....</b>	<b>16</b>
3.1 Monitoring Locations .....	16
3.2 Noise Monitoring Parameter, Frequency and Duration .....	16
3.3 Monitoring Equipment, Methodology and QA / QC Procedure .....	17
3.4 Maintenance and Calibration .....	18
3.5 Action and Limit Levels .....	18
3.6 Results and Observations .....	18
<b>4. WASTE MANAGEMENT.....</b>	<b>20</b>
<b>5. ENVIRONMENTAL SITE INSPECTION AND AUDIT.....</b>	<b>21</b>
<b>6. ENVIRONMENTAL NON-COMPLIANCE .....</b>	<b>22</b>
6.1 Summary of Exceedance .....	22
6.2 Summary of Environmental Non-Compliance .....	22
6.3 Summary of Environmental Complaint .....	22
6.4 Summary of Environmental Summon and Successful Prosecution .....	22
<b>7. FUTURE KEY ISSUE .....</b>	<b>23</b>
7.1 Construction Works and Potential Environmental Issues in the next Reporting Period .....	23

7.2	Recommendation.....	24
<b>8.</b>	<b>CONCLUSION, COMMENTS AND RECOMMENDATION .....</b>	<b>26</b>
8.1	Conclusion.....	26
8.2	Comments and Recommendations .....	26



## List of Tables

Table I	Summary of EM&A Activities in the Reporting Period
Table II	Summary of Exceedance in the Reporting Period
Table 1.1	Status of the TTA Sections
Table 1.2	Status of Environmental License, Notification and Permits
Table 1.3	Summary of Status of Submission under EP-602/2021
Table 2.1	Air Quality Monitoring Stations for Construction Phase
Table 2.2	Impact Air Quality Monitoring Parameter, Duration and Frequency
Table 2.3	Impact Air Quality Monitoring Equipment
Table 2.4	Action and Limit Levels for 1-hour TSP
Table 2.5	Summary of Impact 1-hour TSP Monitoring Results
Table 2.6	Influencing Factors at / near Air Quality Monitoring Stations
Table 3.1	Noise Monitoring Stations during Construction Phase
Table 3.2	Construction Noise Monitoring Parameter, Frequency and Duration
Table 3.3	Construction Noise Monitoring Equipment
Table 3.4	Action and Limit Levels for Construction Noise Monitoring
Table 3.5	Summary of Construction Noise Monitoring Results
Table 3.6	Influencing Factors at Noise Monitoring Stations
Table 4.1	Summary of Waste Generated in the Reporting Period
Table 5.1	Summary of Site Inspections Observations and Recommendations

## List of Figure

Figure 1.1	Project Layout Plan
Figure 2.1	Air Quality Monitoring Stations
Figure 3.1	Construction Noise Monitoring Stations

## List of Appendices

Appendix A	Master Construction Programme for the Project
Appendix B	Project Organization Chart and Key Personnel Contact
Appendix C	Event and Action Plans
Appendix D	Project Implementation Schedule
Appendix E	Air Quality and Noise Monitoring Equipment Calibration Certification
Appendix F	Environmental Monitoring Schedule
Appendix G	Air Quality Monitoring Results and Graphical Presentation
Appendix H	Extract of Meteorological Observations for Hong Kong (Kai Tak)
Appendix I	Noise Monitoring Results and Graphical Presentation
Appendix J	Waste Generation in the Reporting Month
Appendix K	Summary of Complaint, Notification of Summons and Prosecution and Cumulative Complaint Log

## EXECUTIVE SUMMARY

This is the 31<sup>st</sup> Monthly Environment Monitoring and Audit (EM&A) Report for Relocation of Diamond Hill Fresh Water and Salt Water Service Reservoirs to Caverns (the Project). This report was prepared by Acuity Sustainability Consulting Limited under Contract No. 21/WSD/21 (hereafter called “the Contract”). This report documents the findings of EM&A works during the reporting period from 1 Oct to 31 Oct 2025.

### *Key Construction Works in the Reporting Period*

A summary of construction activities undertaken during the reporting period is presented below:

#### Portions 1 & 3:

- PAB 355 pipe piling
- PAB Excavation & Tie Back Installation
- ELS installation
- Plate load test
- Pump house E&M provision
- CLP cable draw pit and ducting construction
- Tunnel Excavation Q1&Q2, Arch install, Shotcrete, Drilling works and grouting
- Site Set up, Tunnel entrance, traffic from South opening, Crawler Crane demolition & off site
- DN1400 drainage jacking system & operation
- DN600 jacking, ELS system and operation

#### Portion 5:

- Open trench main laying works
- ELS for Receiving Pit
- Reinstatement works
- Backfilling works
- Trial Pit Works

- GI works, pipe piling, grouting works, pipe support installation inside concrete sleeve pipe
- Pipe jacking work

### *Environmental Monitoring and Audit Programme*

The monthly EM&A programme was undertaken by the Environmental Team in accordance with the EM&A Manual. A summary of the monitoring and audit activities during the reporting period is presented below:

**Table I Summary of EM&A Activities in the Reporting Period**

EM&A Activities	Date
1-hour TSP Monitoring	4, 10, 16, 22 and 28 Oct 2025
Construction Noise Monitoring	10, 16, 22 and 28 Oct 2025
Weekly Environmental Site Inspection	3, 10, 13, 24 and 31 Oct 2025

### *Breaches of Action and Limit Levels*

A summary of the environmental monitoring exceedance of the reporting period is tabulated in **Table II**.

**Table II Summary of Exceedance in the Reporting Period**

Environmental Monitoring	Parameter	No. of non-project related exceedances		Total no. of non-project related exceedances	No. of exceedances related to the project		Total no. of exceedances related to the project
		AL	LL		AL	LL	
Air Quality	1-hour TSP	0	0	0	0	0	0
Noise	<i>Leq</i> (30-min)	0	0	0	2	0	2

Note:

1. AL refers to Action Level and LL refers to Limit Level.

### Air Quality

No exceedance of Action Level or Limit Level was recorded for 1-hour TSP monitoring during the reporting period.

### Construction Noise

Two exceedances of Action Level of construction noise monitoring were triggered in the reporting period.

## Complaint Log

A total of three environmental complaints regarding fugitive dust, night-time noise and glare were received during the reporting period. The first complaint (ref. no. DH\_C\_002) is about dust emissions from the road marks removal works at the site near Sheung Fung Street, close to Wu York Yu General Outpatient Clinic on 3 October 2025. The complaint is considered project related. Dust control measures were recommended to control dust emissions during the operation of road mark removal machine. The ET would carry out site inspection during the road marks removal works to ensure proper implementation of these measures and minimal dust impact. The second complaint (ref. no. DH\_C\_003) concerns about the noise from a construction vehicle at or near the construction site at the Lion Rock Park between 23:45 and 23:55 on 17 October 2025. Based on the information provided by the Engineer's Representative and the Contractor, the noise nuisance was due to the reverse alarm of a contractor's vehicle moving along the access road leading to Lion Rock Park, albeit no construction works were conducted in the meantime. The complaint is under investigation. The third complaint (ref. No. DH\_C\_004) concerns about the nighttime noise, spark and glare from the construction site at Lion Rock Park near Tin Ma Court on 23 October 2025. The complaint is under investigation. The Cumulative Complaint Log and details of the complaint could be referred to **Appendix K**.

## Notification of Summons and Successful Prosecutions

No notification of summons or successful prosecutions was received in the reporting period.

## Reporting Change

There was no reporting change in the reporting period.

## Future Key Construction Activities

Key construction activities to be considered in the next two months included:

Portion 1 & 3:

- PAB 355 pipe piling
- PAB Excavation & Tie Back Installation
- ELS installation
- Plate load test, Raft footing construction
- Pump house E&M provision
- CLP cable draw pit and ducting construction
- Tunnel Excavation Q1&Q2, Arch install, Shotcrete, Drilling works and grouting
- Site Set up, Tunnel entrance, traffic from South opening, Crawler Crane demolition & off site

- DN1400 drainage jacking system & operation
- DN600 jacking, ELS system and operation

Portion 5:

- Open trench main laying works
- ELS for Receiving Pit
- Reinstatement works
- Backfilling works
- Trial Pit Works
- GI works, pipe piling, grouting works, pipe support installation inside concrete sleeve pipe
- Pipe jacking work

Potential environmental impacts arising from the above construction activities are mainly associated with construction dust, construction noise, water pollution control, waste management and landscape and visual.

## **1. INTRODUCTION**

### **1.1 Project Background**

- 1.1.1 The relocated Diamond Hill Fresh Water and Salt Water Service Reservoirs (DHSRs) will be constructed in a series of caverns linked by access tunnels and adits. The relocated Diamond Hill Fresh Water Service Reservoirs (DHFWSR) and Diamond Hill Salt Water Service Reservoirs (DHSWSR) will be compartmented while the existing Diamond Hill Pumping Station (DHPS) will be split into two (2) pump houses for fresh and salt water supply when relocated.
- 1.1.2 Ancillary facilities to be constructed near the tunnel portal may include transformer room, switch room, emergency generator room, control room, ventilation building, and pumping station control room, which will be constructed in an above-ground building outside the tunnel.
- 1.1.3 The scope of the Project comprises the following:
- a) Construction of the relocated DHSRs and associated pumping stations and water main laying works;
  - b) Construction of tunnels, adits, ventilation system and caverns for accommodating the relocated DHSRs and the associated facilities;
  - c) Terminating the operation of the existing DHSRs and the associated facilities; and
  - d) All other associated works that are incidental to and necessary for the completion of the Project.
- 1.1.4 The major construction activities of the Project include earthworks, drilling and blasting, construction of concrete structures, handling and transportation of excavated materials, water mains laying, installation of electrical and mechanical (E&M) equipment and material transportation. The operation of the existing DHSRs and the associated facilities will be terminated after the completion of the testing and commissioning of the relocated DHSRs. Under the Project, the existing DHSRs and associated facilities will be retained after termination of the operation. The subsequent demolition works will be carried out by other government departments/project proponents.
- 1.1.5 The Project construction was commenced on 31 March 2023 and the completion date for the construction works would be on 12 April 2027.
- 1.1.6 The Project is a Designated Project under Item Q.2, Part I of Schedule 2 of the Environmental Impact Assessment Ordinance, "Underground Rock Caverns", which requires an environmental permit from the Environmental Protection Department (EPD) for its construction and operation.
- 1.1.7 Pursuant to the Environmental Impact Assessment Ordinance (EIAO), the Director of EPD granted the Environmental Permits (EP-602/2021) to the Water Supplies Department (WSD) for the Project.

1.1.8 Acuity Sustainability Consulting Limited (ASCL) is commissioned by Chun Wo – Sinohydro Joint Venture to undertake the role of Environmental Team under the Environmental Permit (EP) EP-602/2021, and to carry out the EM&A programme in fulfilment of the EM&A Manual, and other requirements stipulated in the associated EIA Report.

1.1.9 This is the 30<sup>th</sup> Monthly EM&A Report summarizing the key findings of the construction phase EM&A programme from 1 Oct to 31 Oct 2025 (the reporting period) and is submitted to fulfil the requirements under Condition 3.4 of EP-602/2021 and Section 13.3 of the EM&A Manual of the Project.

## **1.2 Construction Works Programme**

1.2.1 The construction works of the Project was commenced on 31 March 2023. The construction works programme, and the location of construction works of the Project are shown in **Appendix A** and **Figure 1.1**, respectively. A summary of construction activities undertaken during the reporting period is presented below:

### **Portions 1 & 3:**

- PAB 355 pipe piling
- PAB Excavation & Tie Back Installation
- ELS installation
- Plate load test, Raft footing construction
- Pump house E&M provision
- CLP cable draw pit and ducting construction
- Tunnel Excavation Q1&Q2, Arch install, Shotcrete, Drilling works and grouting
- Site Set up, Tunnel entrance, traffic from South opening, Crawler Crane demolition & off site
- DN1400 drainage jacking system & operation

### **Portion 5:**

- Open trench main laying works
- ELS for Receiving Pit
- Reinstatement works
- Backfilling works
- Trial Pit Works

- Pipe jacking work

1.2.2 **Table 1.1** summarise the status of temporary traffic sections near the works sites.

**Table 1.1 Status of the Temporary Traffic Arrangement (TTA) Sections**

Name of TTA	Status
Section 1 – Lion Rock Road	Implemented
Section 1 - Chuk Yuen Road (Westbound) near Tin Ma Court	Implemented
Section 1 - Chuk Yuen Road (Eastbound) near Tin Wang Court	Implemented
Section 2 - Chuk Yuen Road near Pang Ching Court	Implemented
Section 2 – Chuk Yuen Road near Pang Ching Court (eastbound)	Implemented
Section 2 - Chuk Yuen Road near Chuk Yuen South Estate (westbound)	Implemented
Section 2 - Chuk Yuen Road near Chuk Yuen Estate Bus Terminus (westbound)	Implemented
Section 2 - Chuk Yuen Road near Chuk Yuen Estate Bus Terminus (eastbound)	Implemented
Section 3 - Chuk Yuen Road near Bus Terminus (eastbound)	Implemented
Section 3 - Chuk Yuen Road near Market (westbound)	Implemented
Section 3 - Tsz Wan Shan Road stage 3	Implemented
Section 3 - Lung Fung Street (Open Trech Section)	Implemented
Section 3 – Ming Fung Street	Implemented
Section 3 – Sheung Fung Street	Implemented



### 1.3 Project Organization

1.3.1 Different parties with different levels of involvement in the Project organization include:

- Project Proponent: Water Supplies Department (WSD)
- Supervisor/ Engineer's Representative (ER): Binnies Hong Kong Limited
- Contractor: Chun Wo - Sinohydro Joint Venture
- Environmental Team (ET): Acuity Sustainability Consulting Limited
- Independent Environmental Checker (IEC): Umwelt Consulting Limited

1.3.2 The key personnel contact names and telephone number are presented in **Appendix B**.

### 1.4 License, Notification and Permits

1.4.1 A summary of the relevant permit, licences, and/ or notifications on environmental protection for this Project are presented in **Table 1.2**.

**Table 1.2 Status of Environmental License, Notifications and Permits**

Permit / License No.	Valid Period		Status
	From	Expired On	
Environmental Permit			
EP-602/2021	14/12/2021	-	Valid
Notification Pursuant to Section 3(1) of the Air Pollution Control (Construction Dust) Regulation			
Ref. No.: 487301	09/12/2022	-	Valid
Billing Account for Disposal of Construction Waste			
7046085	04/01/2023	-	Valid
Registration of Chemical Waste Producer			
WPN 5213-282-C4760-0	30/12/2022	-	Valid
Effluent Discharge License under Water Pollution Control Ordinance			
WT00043965-2023	31/05/2023	31/05/2028	Valid
WT10002621-2023	11/07/2025	30/04/2029	Valid
Construction Noise Permit			
GW-RE1072-25 (Portion 1 & 3)	10/09/2025	09/02/2026	Valid
GW-RE1273-25 (Portion 1 & 3)	29/10/2025	28/04/2026	Valid
GW-RE0951-25 (Portion 5)	13/08/2025	13/12/2025	Valid
GW-RE0996-25 (Portion 5)	02/09/2025	28/02/2026	Valid

GW-RE1201-25 (Portion 5)	09/10/2025	28/02/2026	Valid
GW-RE1265-25 (Portion 5)	18/10/2025	31/12/2025	Valid

1.4.2 The submission status of the EP and the implementation status of the mitigation measures stated in the EP had been reviewed, all submission were submitted/deposited to the Director of Environmental Protection (DEP) on schedule, no non-compliance of EP conditions was recorded during the reporting period. The summary of submission status under Environmental Permit EP-602/2021 are summarized in **Table 1.3**.

**Table 1.3 Summary of Status of Submission under EP-602/2021**

EP Condition	Title of Submission	Submission Status
1.11	Commencement Date of Construction	Notified the DEP on 22 Feb 2023
2.9	Management Organization(s)	Informed the DEP on 20 Feb 2023
2.10	Environmental Permit (EP) Submission Schedule	22 Feb 2022 (1st Submission)
2.11	Construction Works Schedule and Location Plan	28 Feb 2023 (Deposited)
2.12	Construction Noise Management Plan (CNMP)	<ul style="list-style-type: none"> <li>• 28 Feb 2023 (1st submission)</li> <li>• The EPD's comments were issued on 8 Mar 2023</li> <li>• The revised CNMP was submitted to the EPD for comment on 31 Jul 2023.</li> <li>• The EPD issued further comments on 16 Aug 2023.</li> <li>• The CNMP was further revised, certified by the ET Leader, verified by the IEC, and issued to the EPD on 22 Aug 2023.</li> <li>• The revised CNMP was submitted to the EPD for comment on 15 Sept 2023.</li> <li>• The EPD had no further comment on 5 Oct 2023.</li> </ul>
2.13	Waste Management Plan (WMP)	<ul style="list-style-type: none"> <li>• 28 Feb 2023 (1st submission)</li> <li>• The EPD's comments were issued on 3 Apr 2023.</li> <li>• The revised WMP was submitted to the EPD for comment on 26 July 2023.</li> </ul>

EP Condition	Title of Submission	Submission Status
		<ul style="list-style-type: none"> <li>The WMP was further updated and submitted to the EPD on 16 Aug 2023.</li> <li>The EPD had no further comment on 19 Sep 2023.</li> </ul>
2.14	Landscape and Visual Mitigation Plan (LVMP)	<ul style="list-style-type: none"> <li>28 Feb 2022 (1st Submission)</li> <li>The EPD's comments were issued on 29 Mar 2023.</li> <li>The revised LVMP was certified by the ET Leader, verified by the IEC, and issued to the EPD on 22 Aug 2023.</li> <li>The EPD issued further comments on 11 Sep 2023.</li> <li>The revised LVMP was certified by the ET Leader, verified by the IEC, and issued to the EPD on 15 Jan 2024.</li> <li>The EPD issued further comments on 31 Jan 2024.</li> <li>The revised LVMP was certified by the ET Leader, verified by the IEC, and issued to the EPD on 19 Apr 2024</li> <li>The EPD had no further comment on 29 Apr 2024.</li> </ul>
3.3	Baseline Monitoring Report	<ul style="list-style-type: none"> <li>17 Mar 2023 (1st Submission)</li> <li>27 Apr 2023 (2nd Submission)</li> <li>1 June 2023 (3rd Submission)</li> <li>13 July 2023 (Formal submission)</li> <li>3 Aug 2023 (accepted by the EPD)</li> </ul>
3.4	Monthly EM&A Report (September 2025)	10 October 2025
4.2	Dedicated Internet Website	2 May 2023

- 1.4.3 Following the EPD's comments on the Baseline Monitoring Report (Ref. No. BMR-3.1, dated 17 March 2023), updating of air quality and noise monitoring locations were proposed, including cancellation of noise monitoring station at Tower 1, Meridian Hill (NM-1), resumption of air quality and noise monitoring stations at Block 6, Tsui Chuk Garden (i.e. DM-4 and NM-4) and proposal of new noise

monitoring locations at Wo Tin House, Shatin Pass Estate (NM-5) and Sheung Fung Street Customs Staff Quarter (NM-6).

- 1.4.4 Additional baseline monitoring for air quality monitoring station DM-4, and noise monitoring stations NM-4, NM-5 and NM-6 was carried out between 2 May and 16 May 2023. The Baseline Monitoring Report was updated with all baseline monitoring results included, certified by the ET Leader, and verified by the IEC on 30 May 2023. The updated Baseline Monitoring Report was submitted to the EPD on 1 June 2023. A minor comment was received from the EPD on 26 June 2023. Following the advice from the EPD, the Report was formally submitted to the EPD on 13 July 2023 after amendment. The Report was accepted by the EPD on 3 August 2023.

## 1.5 Brief Summary of EM&A Requirements

### Air Quality

- 1.5.1 In accordance with the EM&A Manual, the ET shall carry out impact monitoring during construction phase of the project. For 1-hour Total Suspended Particulates (TSP) monitoring, the sampling frequency of at least three times every six days should be undertaken when the highest dust impact occurs.
- 1.5.2 Action and Limit Levels for the 1-hour TSP monitoring works are discussed in **Section 2.4**. Should non-compliance of the criteria occur, action in accordance with the Event and Action Plan presented in **Appendix C** shall be carried out.
- 1.5.3 The air quality mitigation measures detailed in the EM&A Manual were recommended to be implemented during the construction phase. The implementation statuses of these measures are presented in **Appendix D**.

### Noise Monitoring

- 1.5.4 Construction noise monitoring should be carried out at the designated monitoring stations directly affected by the construction works once every week after the commencement of construction. During construction works, one set of  $L_{eq}(30\text{-min})$  measurement at each station between 0700 and 1900 hours on normal weekdays shall be taken. If construction works are extended to include works during the period between 1900 and 0700 hours, additional weekly impact monitoring shall be carried out during evening and night-time works.
- 1.5.5 Action and Limit Levels for the noise monitoring are discussed in **Section 3.5**. Should non-compliance of the criteria occur, action in accordance with the Event and Action Plan presented in **Appendix C** shall be carried out.
- 1.5.6 The noise mitigation measures detailed in the EM&A Manual are recommended to be implemented during the construction phase. The implementation statuses of these measures are presented in **Appendix D**.

### Environmental Requirements in Contract Documents

1.5.7 According to *Particular Specification (PS)*, the Contractor shall undertake environmental protection measures to reduce the environmental impacts arising from the execution of the works. The Contractor shall also observe and comply with relevant environmental protection and pollution control ordinances. The Contractor shall design, construct, operate and maintain pollution control measures to ensure compliance with the contract provisions as well as the environmental ordinances and their regulations.

1.5.8 The Contractor shall also:

- Implement air pollution and noise abatement practices as specified in *PS*;
- Minimise generation of wastewater from the Site;
- On-site sorting of Construction and Demolition (C&D) materials;
- Establish a mechanism to record the quantities of C&D materials generated each month, using the monthly summary “Waste Flow Table”;
- Control the use of timbers;
- Implement a trip ticket system (TTS) for tracking the removal of C&D materials from the Site to the disposal grounds;
- Prepare an Environmental Management Plan (EMP) in accordance with GS Section 25 and *PS* for implementation on the Site to reduce environmental nuisance and C&D materials arising from Works, throughout the construction period;
- Arrange weekly environmental walk to inspect the Site, checking that the environmental performance of the Site is satisfactory and in compliance with the requirements under the contract and EMP; and
- Carry out site specific induction training about environmental management as well as safety for all staffs and workers, and provide toolbox talks for workers on environmental nuisance abatement and waste management.

## 2. AIR QUALITY MONITORING

### 2.1 Monitoring Locations

- 2.1.1 The air quality monitoring locations for impact monitoring during the reporting period are listed in **Table 2.1** and presented in **Figure 2.1**.

**Table 2.1 Air Quality Monitoring Stations for Construction Phase**

ID	Description	Coordinates	
		Northing	Easting
DM-1	Tennis Court near Tin Ma Court	822705	837047
DM-2	Chun Sing House, Tin Ma Court	822673	837143
DM-3	Grace Methodist Church Kindergarten	822782	837227
DM-4	Block 6, Tsui Chuk Garden	822926	837246
DM-4a <sup>(1)</sup>	Road pavement near Wang King House, Tin Wang Court	822854	837340

Notes:

1. An additional air quality monitoring station DM-4a was proposed by the ET and agreed by the ER, IEC and EPD.

### 2.2 Air Quality Monitoring Parameter, Frequency and Duration

- 2.2.1 **Table 2.2** summarized the monitoring parameter, duration, and frequency of impact air quality monitoring.

**Table 2.2 Impact Air Quality Monitoring Parameter, Duration and Frequency**

Parameter	Frequency	Duration
1-hour TSP	3 times every 6 days	Throughout the construction phase

### 2.3 Monitoring Equipment and Methodology and QA/ QC Procedure

#### Proposal of Using Portable Direct Reading Dust Meter

- 2.3.1 Direct reading dust meters were used for measuring 1-hour TSP levels during the impact air quality monitoring. According to Section 4.4.1 of the EM&A Manual, the proposed use of direct reading dust meters was submitted to and agreed by the IEC.
- 2.3.2 Sufficient number of monitoring instruments was prepared by the ET for carrying out the impact monitoring. All equipment and associated instrumentation were clearly labelled.

- 2.3.3 Wind data were collected from the records of Hong Kong Observatory Kai Tak Wind Station (22.30966N, 114.21336E), which is located at the south-eastern side of runway of the former Kai Tak Airport about 4.5 km south-east from the project site.
- 2.3.4 Equipment used in the impact air quality monitoring programme is summarised in **Table 2.3**. Calibration certificates for the impact air quality monitoring equipment are attached in **Appendix E**.

Table 2.3 Impact Air Quality Monitoring Equipment

Equipment	Brand and Model	Serial No.	Calibration Due Date
Direct Reading Dust Meter	PC-3A(E)	2110283	23/02/2026
		220710223	23/02/2026
		220710225	23/02/2026

#### Maintenance and Calibration

- 2.3.5 Direct reading dust meters have been calibrated against high volume samplers (HVSs) annually. A 2-day, three 3-hour measurement results per day from direct reading dust meters were taken to compare with the sampling results from the HVSs. The correlation between the direct reading dust meters and the HVSs were then concluded. By accounting for the correlation factor, the direct reading dust meters are considered to achieve comparable results as that of the HVSs.
- 2.3.6 The 1-hour TSP measurement follows the instruction provided in the manufacturer's manual. Before initiating a measurement, zeroing the portable dust meter was carried out to ensure the accuracy of each measurement.

## 2.4 Action and Limit Levels

- 2.4.1 The action and limit levels were established in accordance with the EM&A Manual. **Table 2.4** presents the action and limits levels for 1-hour TSP monitoring. Should non-compliance of the criteria occur, action in accordance with the Event and Action Plan presented in **Appendix C** shall be carried out.

Table 2.4 Action and Limit Levels for 1-hour TSP

Monitoring Station	Action Level ( $\mu\text{g}/\text{m}^3$ )	Limit Level ( $\mu\text{g}/\text{m}^3$ )
DM-1	300.1	500
DM-2	289.0	
DM-3	289.7	
DM-4	294.9	
DM-4a	291.6	



## 2.5 Results and Observation

- 2.5.1 The impact air quality monitoring was conducted on 4, 10, 16, 22 and 28 Oct 2025. The impact air quality monitoring schedule for the reporting period is shown in **Appendix F**.
- 2.5.2 The monitoring results and graphical presentation of impact air quality monitoring are shown in **Appendix G**. No action or limit levels exceedance was recorded in the reporting period.

**Table 2.5 Summary of Impact 1-hour TSP Monitoring Results**

Monitoring Station	TSP Concentration, $\mu\text{g}/\text{m}^3$			Action Level	Limit Level
	Average	Minimum	Maximum		
DM-1	39	25	51	300.1	500
DM-2	40	28	51	289.0	
DM-3	40	32	45	289.7	
DM-4	39	28	48	294.9	
DM-4a	38	31	46	291.6	

- 2.5.3 During the impact air quality monitoring, the major dust sources at each monitoring stations were summarized in **Table 2.6**.

**Table 2.6 Influencing Factors at/ near Air Quality Monitoring Stations**

Monitoring Stations	Influencing Factors
DM-1	Not identified
DM-2	Not identified
DM-3	Not identified
DM-4	Not identified
DM-4a	Not identified

- 2.5.4 Weather conditions during impact monitoring are presented in **Appendix G** and extracts of wind data recorded at Kai Tak Wind Station available from the Hong Kong Observatory are presented in **Appendix H**.



### 3. NOISE MONITORING

#### 3.1 Monitoring Locations

3.1.1 The monitoring locations for construction noise monitoring are listed in **Table 3.1** and shown in **Figure 3.1**.

**Table 3.1 Noise Monitoring Stations during Construction Phase**

ID	Description	Measurement	Coordinates	
			Northing	Easting
NM-2	Chun Sing House, Tin Ma Court	Façade	822668	837143
NM-3	Grace Methodist Church Kindergarten	Façade	822782	837227
NM-4	Block 6, Tsui Chuk Garden	Façade	822926	837246
NM-4a <sup>(1)</sup>	Road pavement near Wang King House, Tin Wang Court	Free field	822854	837340
NM-5 <sup>(2)</sup>	Wo Tin House, Shatin Pass Estate	Façade	823360	838143
NM-6 <sup>(2)</sup>	Sheung Fung Street Customs Staff Quarters	Free field	823134	838412

Notes:

The noise monitoring station proposed in the EM&A Manual (NM-1) was not available for baseline and impact monitoring. Therefore, impact monitoring at NM-1 was cancelled and agreed by the ER, IEC and EPD.

(1) An additional noise monitoring station NM-4a was proposed by the ET and agreed by the ER, IEC and EPD.

(2) Main laying works near NM-5 and NM-6 were commenced in early September 2023. Noise monitoring at NM-5 and NM-6 was commenced on 7 September 2023.

#### 3.2 Noise Monitoring Parameter, Frequency and Duration

3.2.1 Construction noise level was measured by the ET and measured in terms of the A-weighted equivalent continuous sound pressure level ( $L_{eq}$ ).  $L_{eq(30-min)}$  was adopted as the monitoring parameter for the construction noise monitoring.

3.2.2 As supplementary information for data auditing, statistical results such as  $L_{10}$  and  $L_{90}$  were also obtained for reference.

3.2.3 **Table 3.2** summarized the monitoring parameters, duration, and frequency of construction noise monitoring.

**Table 3.2 Construction Noise Monitoring Parameter, Frequency and Duration**

Parameters	Time	Frequency	Duration
$L_{eq(30-min)}$	0700 and 1900 hours on normal weekdays	Once every week	Throughout the construction phase

### 3.3 Monitoring Equipment, Methodology and QA / QC Procedure

- 3.3.1 As referred to the technical memorandum (TM) issued under the NCO, sound level meters in compliance with the International Electrotechnical Commission Publications 651: 1979 (Type 1) and 804: 1985 (Type 1) specifications were used for carrying out the construction noise monitoring.
- 3.3.2 Noise measurements were not made in fog, rain, wind with a steady speed exceeding 5 m/s or wind with gusts exceeding 10 m/s. The wind speed was checked with a portable wind speed meter capable of measuring the wind speed in m/s.
- 3.3.3 Sufficient number of noise measuring equipment and associated instrumentation was prepared by the Environmental Team. All the equipment and associated instrumentation were clearly labelled.
- 3.3.4 Wind data were collected from the records of Hong Kong Observatory Kai Tak Wind Station (22.30966N, 114.21336E), which is located at the south-eastern side of runway of the former Kai Tak Airport about 4.5 km south-east from the project site.
- 3.3.5 The monitoring procedures are as follows:
- For façade measurement, the monitoring station was set at a point 1 m from the exterior of the sensitive receiver building façade and set at a position 1.2 m above the ground. For free-field measurement, the monitoring station was set at a position 1.2 m above ground.
  - The battery condition was checked to ensure good functioning of the meter.
  - Parameters such as frequency weighting, the time weighting and the interval were set as follows:
    - Frequency weighting: A
    - Time weighting: Fast
    - Interval: 30 minutes ( $L_{eq(30-min)}$ ) would be determined for daytime noise by calculating the logarithmic average of six consecutive  $L_{eq(5-min)}$  data
  - Prior to and after each noise measurement, the meter was calibrated using an acoustic calibrator for 94.0 dB at 1000 Hz. If the difference in the calibration level before and after measurement is more than 1.0 dB, the measurement was considered invalid and repeat of noise measurement will be required after re-calibration or repair of the equipment.
  - At the end of the monitoring period, the values of  $L_{eq}$ ,  $L_{90}$  and  $L_{10}$  were recorded. In addition, noise sources were recorded on a standard record sheet.
- 3.3.6 **Table 3.3** summarized the noise monitoring equipment used during the construction noise monitoring. Calibration certificates for the impact noise monitoring equipment are attached in **Appendix E**.

**Table 3.3 Construction Noise Monitoring Equipment**

Equipment	Model (Serial Number)	Calibration Due Date
Sound Level Meter	SVANTEK-SVAN 971 (103449)	06/02/2026
Sound Level Meter	XL2 (A2A-13548-E0)	19/03/2026
Sound Calibrator	Rion NC-75 (35124528)	12/02/2026

### 3.4 Maintenance and Calibration

3.4.1 Maintenance and calibration procedures are as follows:

- The microphone head of the sound level meter and calibrator were regularly cleaned with a soft cloth; and
- The sound level meter and acoustic calibrator were calibrated annually by a HOKLAS accredited laboratory or the manufacturer.

### 3.5 Action and Limit Levels

3.5.1 The Action and Limit Levels were established in accordance with the EM&A Manual. **Table 3.4** presents the Action and Limit Levels for construction noise. Should non-compliance of the criteria occur, action in accordance with the Event and Action Plan presented in **Appendix C** shall be carried out.

**Table 3.4 Action and Limit Levels for Construction Noise Monitoring**

Monitoring Stations	Action Level	Limit Level	Time Period
NM-2	When one documented complaint is received	75 dB(A)	0700 - 1900 hours on normal weekdays
NM-3		70/ 65 dB(A) *	
NM-4		75 dB(A)	
NM-4a		75 dB(A)	
NM-5		75 dB(A)	
NM-6		75 dB(A)	

Notes:

If works are to be carried out during restricted hours, the conditions stipulated in the construction noise permit issued by the Noise Control Authority have to be followed.

\* 70 dB(A) for school and 65 dB(A) during school examination period.

### 3.6 Results and Observations

3.6.1 The construction noise monitoring was conducted on 10, 16, 22 and 28 Oct 2025. The monitoring schedule is presented in **Appendix F**.

3.6.2 The construction noise monitoring results are summarized in **Table 3.5**. Two exceedances of Action Level were triggered due to receipts of two documented complaints of noise during the reporting month. Details of the results and graphical presentation are shown in **Appendix I**.

**Table 3.5 Summary of Construction Noise Monitoring Results**

Monitoring Station	Noise Level, dB(A)			Limit Level
	$L_{eq}(30\text{-min})$			
	Mean	Minimum	Maximum	
NM-2	66.7	62.7	70.7	75 dB(A)
NM-3	63.8	63.2	64.6	70/65 dB(A) <sup>(1)</sup>
NM-4	69.0	68.5	69.7	75 dB(A)
NM-4a	68.3	65.7	69.5	75 dB(A)
NM-5 <sup>(2)</sup>	68.1	69.3	68.7	75 dB(A)
NM-6 <sup>(2)</sup>	70.2	69.3	71.1	75 dB(A)

Note:

(1) 70 dB(A) for school and 65 dB(A) during school examination period.

(2) Impact monitoring at NM-5 and NM-6 was commenced on 7 September 2023.

3.6.3 Weather conditions during impact monitoring are presented in **Appendix I** and extracts of wind data recorded at Kai Tak Wind Station available from the Hong Kong Observatory are presented in **Appendix H**.

3.6.4 During the construction noise monitoring period, the influencing factors which may affect the results are summarized in **Table 3.6**.

**Table 3.6 Influencing Factors at Noise Monitoring Stations**

Monitoring Stations	Influencing Factors
NM-2	Road traffic noise, construction noise from 76 Broadcast Drive project
NM-3	Road traffic noise
NM-4	Road traffic noise
NM-4a	Road traffic noise
NM-5	Road traffic noise
NM-6	Road traffic noise

## 4. WASTE MANAGEMENT

- 4.1.1 Waste generated from the Project includes inert construction and demolition (C&D) materials and non-inert C&D wastes in the reporting period. The amount of waste generated by the construction works of the Project during the reporting period is shown in **Table 4.1** and the cumulative waste flow table was presented in **Appendix J**.

**Table 4.1 Summary of Waste Generated in the Reporting Period**

Month	Actual Quantalities of Inert C&D Materials Generated Monthly						Actual Quantities of C&D Wastes Generated Monthly					Actual Quantities of C&D Wastes Recycled				
	Total Quantity Generated	Broken Concrete (including rock for recycling into aggregates)	Reused in the Contract	Reused in other Projects	Disposed as Public Fill	Imported Fill	Metals	Paper/ Cardboard Packaging	Plastics	Chemical Waste	Others e.g., general refuse	Metals	Paper/ cardboard packaging	Plastics (bottles/ containers, plastic sheets/foam package material)	Yard Waste	Others
	(in '000m <sup>3</sup> )	(in '000m <sup>3</sup> )	(in '000m <sup>3</sup> )	(in '000m <sup>3</sup> )	(in '000m <sup>3</sup> )	(in '000m <sup>3</sup> )	(in '000kg)	(in '000kg)	(in '000kg)	(in '000kg)	(in '000m <sup>3</sup> )	(in '000kg)	(in '000kg)	(in '000kg)	(in '000kg)	(in '000m <sup>3</sup> )
Oct 2025	4.4474	0.0000	0.0628	2.6356	1.7490	0	0.0000	0.0000	0.0000	0.0000	0.0285	0.0000	0.0000	0.0000	0.0000	0.0000

- 4.1.2 Construction and demolition (C&D) materials sorting was carried out on site. Sufficient receptacles were provided for general refuse collection and sorting. Excavated inert C&D materials were reused to minimize the disposal of C&D waste to public fill.
- 4.1.3 The Contractor was advised to minimize the amount of waste through recycling or reusing. All applicable mitigation measures stipulated in the EM&A Manual and waste management plans shall be fully implemented.
- 4.1.4 The total amount of waste generated since commencement of work was 46,685.5m<sup>3</sup> and recyclables generated from office are sent to San Po Kong Recycling Store. Also, the main contractor was promoting plastic-free culture at site so no more drinks in plastic bottles selling at site since July 2023 to minimize the generation of plastic wastes.

## 5. ENVIRONMENTAL SITE INSPECTION AND AUDIT

- 5.1.1 Site inspections were carried out by the ET on a weekly basis to monitor the implementation of proper environmental pollution control mitigation measures for the Project. During the reporting period, site inspections were carried out on 3, 10, 13, 24 and 31 Oct 2025. A joint site inspection with the ER, the Contractor and the IEC was carried out on 13 Oct 2025.
- 5.1.2 During the site inspections in the reporting period, no non-conformance was identified. Key observations and reminders during the site inspections are described in **Table 5.1**.

**Table 5.1 Summary of Site Inspection Observations and Recommendations**

Inspection Date	Key Observations/ Reminders	Follow-up Action
3 Oct 2025	Portion 3 1. The building materials are to be removed near the tree-protection area. 2. The chemicals should be placed on a drip tray.	Remove (Closed on 03 Oct 2025)  Cleared (Closed on 03 Oct 2025)
10 Oct 2025	Portion 3 1. Chemicals on site should be placed on drip tray or to be removed and stored properly if they are not in use.	Remove (Closed on 10 Oct 2025)
13 Oct 2025	Portion 5 1. Drip tray or impervious sheet should be provided for the breaker. 2. The machine should be placed far away from the tree.	Cleared (Closed on 14 Oct 2025)  N/A
24 Oct 2025	Portion 3 1. Stagnant water inside the well should be removed on portion 3	N/A
31 Oct 2025	No major environmental deficiency was observed	N/A

- 5.1.3 According to the EIA Report, EP and the EM&A Manual, the mitigation measures detailed in the documents are recommended to be implemented during the construction phase. A summary of the Project Implementation Schedule is provided in **Appendix D**.

## **6. ENVIRONMENTAL NON-COMPLIANCE**

### **6.1 Summary of Exceedance**

- 6.1.1 No Action Level or Limit Level exceedance was recorded for 1-hour TSP monitoring in the reporting period.
- 6.1.2 Two exceedances of Action Level of construction noise monitoring were triggered in the reporting period.
- 6.1.3 Should the monitoring results of the environmental monitoring parameters at any designated monitoring stations indicate that the Action/ Limit Levels are exceeded, the actions in accordance with the Event and Action Plans in **Appendix C** would be carried out.

### **6.2 Summary of Environmental Non-Compliance**

- 6.2.1 No environmental non-compliance was recorded in the reporting period.

### **6.3 Summary of Environmental Complaint**

- 6.3.1 A total of three environmental complaints regarding fugitive dust, night-time noise and glare were received during the reporting period. The first complaint (ref. no. DH\_C\_002) is about dust emissions from the road marks removal works at the site near Sheung Fung Street, close to Wu York Yu General Outpatient Clinic on 3 October 2025. The complaint is considered project related. Dust control measures were recommended to control dust emissions during the operation of road mark removal machine. The ET would carry out site inspection during the road marks removal works to ensure proper implementation of these measures and minimal dust impact. The second complaint (ref. no. DH\_C\_003) concerns about the noise from a construction vehicle at or near the construction site at the Lion Rock Park between 23:45 and 23:55 on 17 October 2025. Based on the information provided by the Engineer's Representative and the Contractor, the noise nuisance was due to the reverse alarm of a contractor's vehicle moving along the access road leading to Lion Rock Park, albeit no construction works were conducted in the meantime. The complaint is under investigation. The third complaint (ref. No. DH\_C\_004) concerns about the nighttime noise, spark and glare from the construction site at Lion Rock Park near Tin Ma Court on 23 October 2025. The complaint is under investigation. The Cumulative Complaint Log and details of the complaint could be referred to **Appendix K**.

### **6.4 Summary of Environmental Summon and Successful Prosecution**

- 6.4.1 There was no successful environmental prosecution or notification of summons received since the Project commencement. The Cumulative Log for environmental summon and successful prosecution is presented in **Appendix K**.



## **7. FUTURE KEY ISSUE**

### **7.1 Construction Works and Potential Environmental Issues in the next Reporting Period**

7.1.1 The construction programme for the Project for the next reporting period is presented in **Appendix A**.

7.1.2 Works to be undertaken in the next two months are summarized below:

Portions 1 & 3:

- PAB 355 pipe piling
- PAB Excavation & Tie Back Installation
- ELS installation
- Plate load test, Raft footing construction
- Pump house E&M provision
- CLP cable draw pit and ducting construction
- Tunnel Excavation Q1&Q2, Arch install, Shotcrete, Drilling works and grouting
- Site Set up, Tunnel entrance, traffic from South opening, Crawler Crane demolition & off site
- DN1400 drainage jacking system & operation
- DN600 jacking, ELS system and operation

Portion 5:

- Open trench main laying works
- ELS for Receiving Pit
- Reinstatement works
- Backfilling works
- Trial Pit Works
- GI works, pipe piling, grouting works, pipe support installation inside concrete sleeve pipe



- Pipe jacking work

7.1.3 Potential environmental impacts arising from the above construction activities are mainly associated with construction dust impact, noise impact, water quality impact, waste management and landscape and visual.

## **7.2 Recommendation**

7.2.1 The key environmental mitigation measures for the Project in the coming reporting period associated with the above construction activities will include:

### Dust

- Regular watering to reduce dust emissions from the exposed site surface;
- Stockpile of dusty materials shall be covered entirely by impervious sheeting;
- Provide vehicles washing facilities at all site exits to wash away any dusty materials from vehicle body;
- NRMM Labels should be displayed on the applicable equipment on site by the Contractor;
- All vehicle and plant should be cleaned before they leave a construction site.

### Noise

- Only well-maintained plant should be operated on-site, and plant should be maintained regularly during the construction programme;
- Quality Powered Mechanical Equipment (QPME) should be adopted as far as possible.

### Water Quality

- No effluent discharge would be allowed before the effluent discharge license is acquired.
- Surface run-off from construction sites should be discharged into dedicated discharge point via adequately designed sand/ silt removal facilities;
- Channels/ earth bunds/ sandbags barriers should be provided on site to properly direct stormwater to silt removal facilities;
- Silt removal facilities, channels and manholes should be maintained, and the deposited silt and grit should be removed regularly;
- Open stockpiles of construction materials on sites should be covered with tarpaulin or similar fabric during rainstorms;

- Perimeter channels should be provided on site boundaries where necessary to intercept stormwater run-off from outside the site so that it will not wash across the site;
- Bare slope should be covered completely by using canvas to reduce muddy surface runoff during typhoons and rainstorms.

#### Waste Management

- Provision of sufficient waste disposal points and regular collection of waste;
- Regular cleaning and maintenance programme for drainage system;
- Chemical containers shall be stored with drip tray underneath;
- Storage, handling, transport, and disposal of chemical waste should be arranged in accordance with the Code of Practice on the Packaging, Labelling and Storage of Chemical Wastes published by EPD, and collected by a licensed chemical waste collector.

#### Ecology

- Minimize loss of habitats and associated wildlife;
- Using directional lighting to prevent excessive light spill into adjacent natural habitat and disturbance to nocturnal fauna.

#### Landscape and Visual

- Adequate tree protection measures shall be provided for the trees to be retained on site.

## **8. CONCLUSION, COMMENTS AND RECOMMENDATION**

### **8.1 Conclusion**

- 8.1.1 This is the 31<sup>st</sup> Monthly EM&A Report presenting the EM&A works during the reporting period from 1 Oct to 31 Oct 2025 in accordance with the EM&A Manual.
- 8.1.2 No Action Level or Limit Level exceedance was recorded for 1-hour TSP monitoring in the reporting period.
- 8.1.3 Two exceedances of Action Level of construction noise monitoring were triggered in the reporting period.
- 8.1.4 Environmental site inspections were conducted on 3, 10, 13, 24 and 31 Oct 2025 by the ET in the reporting period.
- 8.1.5 A total of three environmental complaints regarding fugitive dust, night-time noise, spark and glare were received during the reporting period. Details of the complaints are presented in **Appendix K**.
- 8.1.6 No notification of summons and prosecution was received in the reporting period.
- 8.1.7 The ET will keep track on the construction works to confirm compliance of environmental requirements and the proper implementation of all necessary mitigation measures.
- 8.1.8 No change to the EM&A programme was made in this reporting period.

### **8.2 Comments and Recommendations**

- 8.2.1 The proposed mitigation measures were properly implemented and were considered effective and efficient in pollution control.
- 8.2.2 The ET had no recommendation following the completion of EM&A in the reporting period.

## Figures

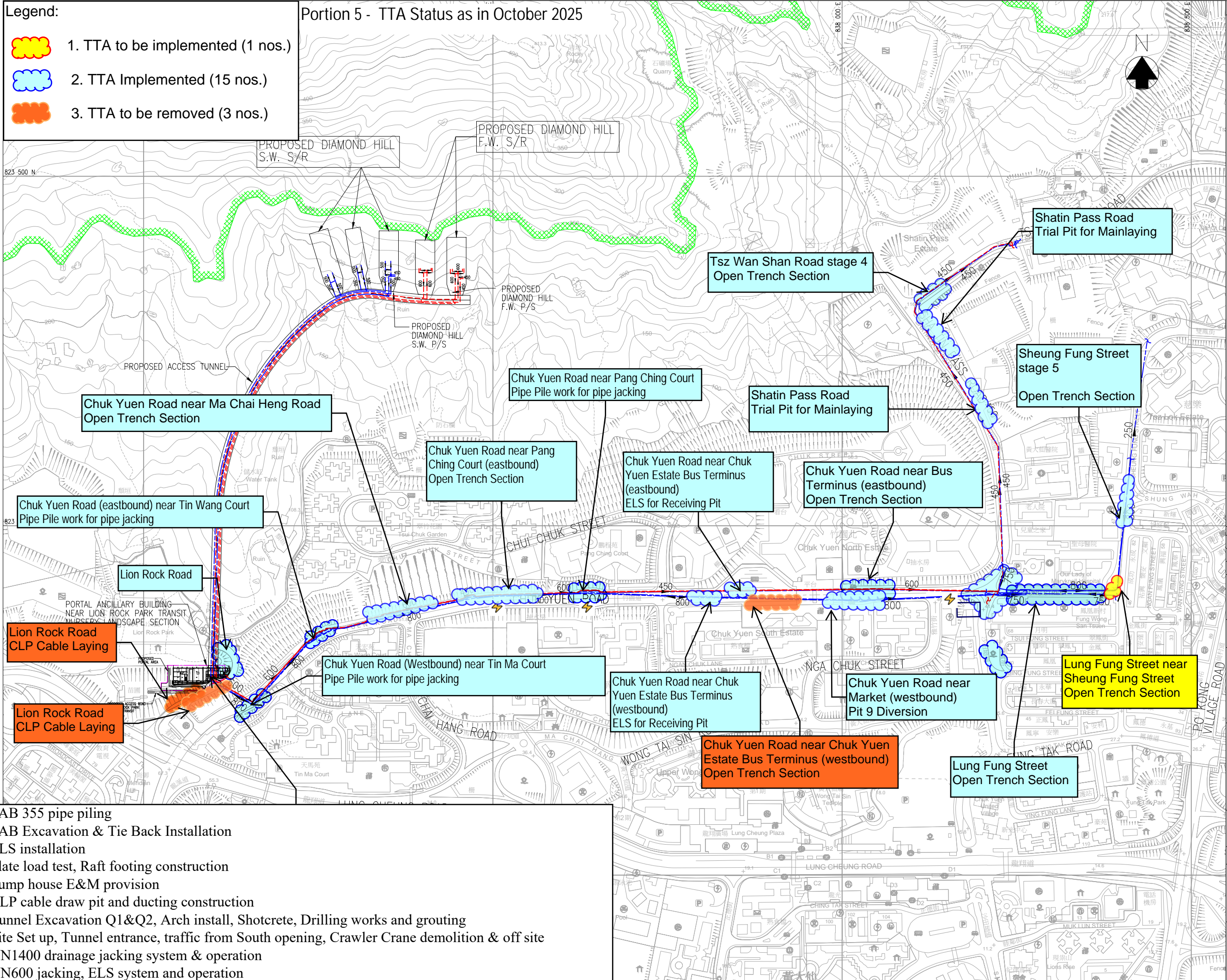
## **Figure 1.1 Project Layout Plan**



Legend:

- 1. TTA to be implemented (1 nos.)
- 2. TTA Implemented (15 nos.)
- 3. TTA to be removed (3 nos.)

Portion 5 - TTA Status as in October 2025



NOTES:  
COPYRIGHT RESERVED  
THIS PRINT MAY NOT BE COPIED, TRACED, OR EXHIBITED WITHOUT PREMISSION OF THE WATER AUTHORITY.  
1. ALL DIMENSION ARE IN MILLIMETRES UNLESS OTHERWISE SPECIFIED.  
2. THE BASE PLAN IS EXTRACTED FROM SURVEY SHEET NOS. 11-NE-A & 11-NW-B.

LEGEND:  
COUNTRY PARK BOUNDARY  
PROPOSED FRESH WATER MAINS  
PROPOSED SALT WATER MAINS

Revision	Date	Description	Initial
Initial	Designed	Checked	Drawn
Date	KMF	YHP	SZ
Initial	03/21	03/21	03/21
Approved			

Contract No. 21/WSD/21

Project Title  
RELOCATION OF DIAMOND HILL FRESH WATER AND SALT WATER SERVICE RESERVOIRS TO CAVERNS

Drawing Title  
GENERAL LAYOUT OF RELOCATED DHSRS

Drawing No.	Revision
401049/B&V/AT/005	J

Scale  
A1 1 : 2500  
A3 1 : 5000

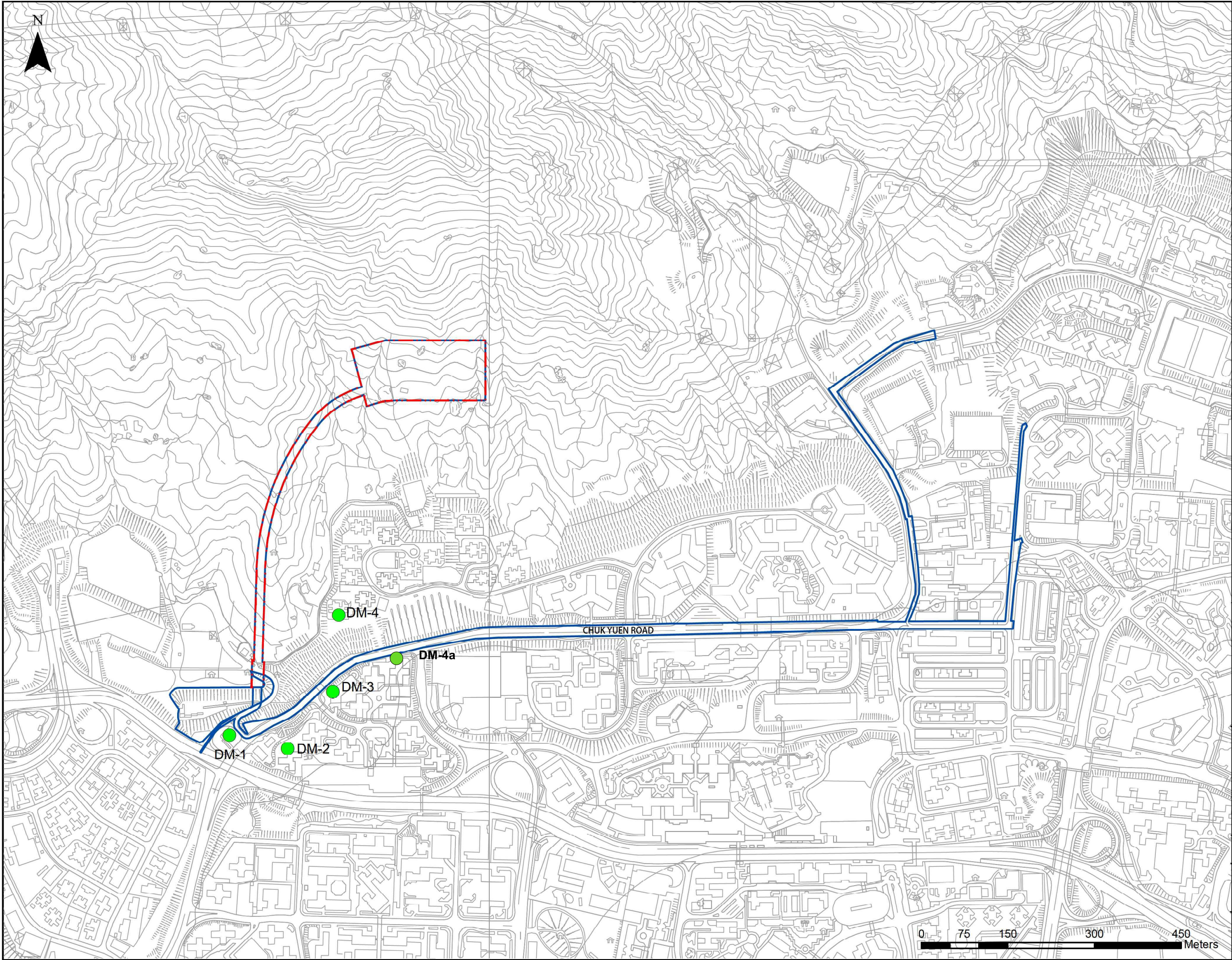
水務署  
Water Supplies Department

binnies  
BINNIES HONG KONG LIMITED  
賓尼士工程顧問有限公司

- PAB 355 pipe piling
- PAB Excavation & Tie Back Installation
- ELS installation
- Plate load test, Raft footing construction
- Pump house E&M provision
- CLP cable draw pit and ducting construction
- Tunnel Excavation Q1&Q2, Arch install, Shotcrete, Drilling works and grouting
- Site Set up, Tunnel entrance, traffic from South opening, Crawler Crane demolition & off site
- DN1400 drainage jacking system & operation
- DN600 jacking, ELS system and operation

## **Figure 2.1 Air Quality Monitoring Stations**





© Copyright by Binnies Hong Kong Limited

**Legend**

- PROJECT SITE BOUNDARY
- CAVERN AND TUNNEL (UNDERGROUND)
- CONSTRUCTION DUST MONITORING STATION

Revision	Description			
	Designed	Reviewed	Drawn	Checked
Initial	Wing	ET	Wing	ET
Date	05/21	05/21	05/21	05/21

Approved


Agreement No. **CE15/2018 (WS)**


Project Title  
**RELOCATION OF DIAMOND HILL  
FRESH WATER AND SALT WATER  
SERVICE RESERVOIRS TO CAVERNS  
- INVESTIGATION, DESIGN AND  
CONSTRUCTION**

Figure Title  
**Location of Air Quality  
Monitoring Stations**

Drawing No.	Figure 2.1	Revision

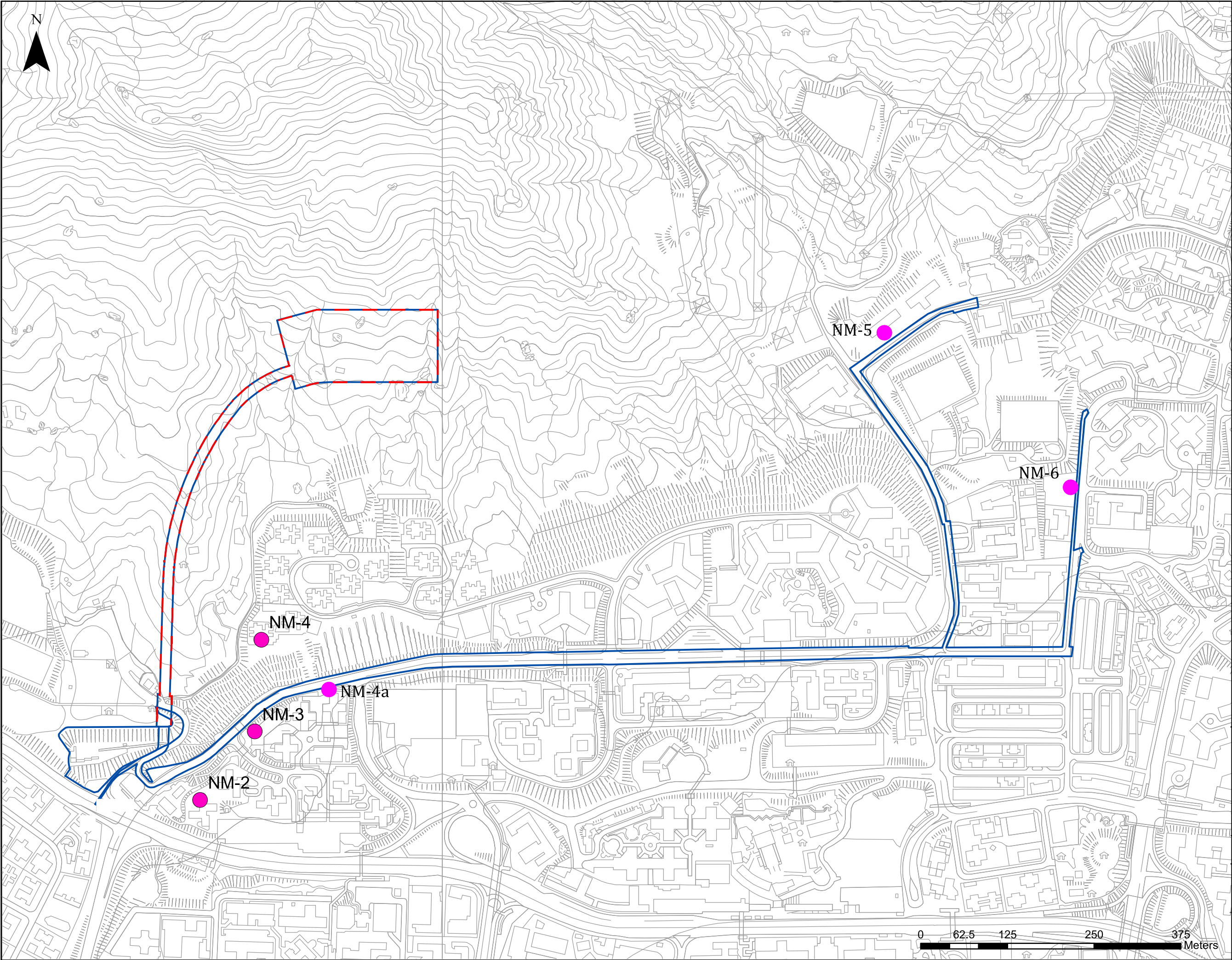
Scale  
A3: 1:6,000

Client  
 水務署  
Water Supplies  
Department

Consultant  
 **binnies**  
BINNIES HONG KONG LIMITED  
賓尼斯工程顧問有限公司



## **Figure 3.1 Construction Noise Monitoring Stations**



© Copyright by Binnies Hong Kong Limited

### Legend

- PROJECT SITE BOUNDARY
- CAVERN AND TUNNEL (UNDERGROUND)
- CONSTRUCTION NOISE MONITORING STATION

Revision	Description			
	Designed	Reviewed	Drawn	Checked
Initial	Wing	ET	Wing	ET
Date	03/21	03/21	03/21	03/21
Approved				


Agreement No. **CE15/2018 (WS)**


Project Title  
**RELOCATION OF DIAMOND HILL  
FRESH WATER AND SALT WATER  
SERVICE RESERVOIRS TO CAVERNS  
- INVESTIGATION, DESIGN AND  
CONSTRUCTION**

Figure Title  
**Locations of Noise  
Monitoring Station**

Drawing No.	Figure 3.1	Revision	<b>B</b>
-------------	------------	----------	----------

Scale  
A3: 1:5,000

Client  
 水務署  
Water Supplies  
Department

Consultant  
  
BINNIES HONG KONG LIMITED  
賓尼士工程顧問有限公司

## **Appendix A**

### **Master Construction Programme for the Project**



ID	Activity ID	Task Name	% Complete	Duration	Start	Finish	Total Slack	Gantt Chart																							
1		Relocation of Diamond Hill Fresh Water and Salt Water Service Reservoirs to Caverns	40%	1986 days	29 Nov '22	12 Aug '29	0 days																								
2		1. Contract Date	0%	1691 days	29 Nov '22	12 Aug '28	-342 days																								
3		1. General	100%	9 days	29 Nov '22	9 Dec '22	0 days																								
4	21.CD.G.0001	Contract Date (CD)	100%	0 days	29 Nov '22	29 Nov '22	0 days	◆ 29/11																							
5	21.CD.G.0002	Starting date (SD, within 2weeks from the CD)	100%	0 days	9 Dec '22	9 Dec '22	0 days	◆ 9/12																							
6		2. Contract Completion Date	0%	56 days	12 Apr '27	19 Jun '27	0 days																								
7	21.CD.C.0001	Completion date for the whole of the works (1585d)	0%	0 days	12 Apr '27	12 Apr '27	0 days	◆ 12/4																							
8		Implemented Compensate Event (CE)	0%	56 days	13 Apr '27	19 Jun '27	0 days																								
9	21.CD.C.CE019	Delay of Work Due to Inclement Weather in May 2023	0%	3 days	13 Apr '27	15 Apr '27	0 days																								
10	21.CD.C.CE028	Delay of Work Due to Inclement Weather in April 2023	0%	2.5 days	16 Apr '27	19 Apr '27	0 days																								
11	21.CD.C.CE029	Delay of Work Due to Inclement Weather in July 2023	0%	2 days	19 Apr '27	21 Apr '27	0 days																								
12	21.CD.C.CE030	Delay of Work Due to Inclement Weather in August 2023	0%	4 days	21 Apr '27	26 Apr '27	0 days																								
13	21.CD.C.CE034	Delay of Work Due to Inclement Weather in April 2024	0%	4 days	26 Apr '27	30 Apr '27	0 days																								
14	21.CD.C.CE044	Delay of Work Due to Inclement Weather in June 2024	0%	4 days	30 Apr '27	6 May '27	0 days																								
15	21.CD.C.CE038	Delay of Work Due to Inclement Weather in May 2024	0%	3 days	6 May '27	10 May '27	0 days																								
16	21.CD.C.CE033	Delay of Work Due to Inclement Weather in June 2023	0%	7 days	10 May '27	19 May '27	0 days																								
17	21.CD.C.CE056	Delay of Work Due to Inclement Weather in Jul 2024	0%	10 days	19 May '27	31 May '27	0 days																								
18	21.CD.C.CE059	Delay of Work Due to Inclement Weather in Aug 2024	0%	7.5 days	31 May '27	8 Jun '27	0 days																								
19	21.CD.C.CE077	Delay of Work Due to Inclement Weather in Sep 2024	0%	4 days	10 Jun '27	14 Jun '27	0 days																								
20	21.CD.C.CE084	Delay of Work Due to Inclement Weather in Mar 2024	0%	1 day	15 Jun '27	15 Jun '27	0 days																								
21	21.CD.C.CE086	Delay of Work Due to Inclement Weather in Nov 2024	0%	4 days	16 Jun '27	19 Jun '27	0 days																								
22	21.CD.C.0010	Completion date for the whole of the works after CE Implementation	0%	0 days	19 Jun '27	19 Jun '27	0 days	◆ 19/6																							
23		3. Anticipated Completion Date	0%	1573 days	25 Apr '23	12 Aug '28	-342 days																								
24	21.CD.AC.0001	Planned Completion Date for Portion 1 Work	0%	0 days	12 Aug '28	12 Aug '28	-342 days	◆ 12/8																							
25	21.CD.AC.0004	Completion Date for Portion 2 Work	100%	0 days	29 Aug '23	29 Aug '23	0 days	◆ 29/8																							
26	21.CD.AC.0003	Planned Completion Date for Portion 3 Work	0%	0 days	8 Aug '28	8 Aug '28	-338 days	◆ 8/8																							
27	21.CD.AC.0004	Completion Date for Portion 4 Work	100%	0 days	25 Apr '23	25 Apr '23	0 days	◆ 25/4																							
28	21.CD.AC.0005	Planned Completion Date for Portion 5 Work	0%	0 days	14 Jul '28	14 Jul '28	-317 days	◆ 14/7																							
29	21.CD.AC.0010	Planned Completion date for the whole of the works	0%	0 days	12 Aug '28	12 Aug '28	-342 days	◆ 12/8																							
30		4. Access Date	100%	70 days	9 Dec '22	7 Mar '23	0 days																								
31	21.CD.A.0001	Portion 1 (90d after SD)	100%	0 days	9 Dec '22	9 Dec '22	0 days	◆ 9/12																							
32	21.CD.A.0002	Portion 2 (90d after SD)	100%	0 days	7 Mar '23	7 Mar '23	0 days	◆ 7/3																							
33	21.CD.A.0003	Portion 3 (90d after SD)	100%	0 days	13 Dec '22	13 Dec '22	0 days	◆ 13/12																							
34	21.CD.A.0004	Portion 4 (90d after SD)	100%	0 days	9 Dec '22	9 Dec '22	0 days	◆ 9/12																							
35	21.CD.A.0005	Portion 5	100%	0 days	9 Dec '22	9 Dec '22	0 days	◆ 9/12																							
36		2. Sub-letting / Procurement	13%	1476 days	29 Nov '22	19 Nov '27	-205.6 days																								
37		1. Works Sub-letting Packages	77%	1295 days	29 Nov '22	14 Apr '27	-235 days																								
38		General	77%	1295 days	29 Nov '22	14 Apr '27	-235 days																								
39	21.SUB.G.10000	Subletting for Initial Survey Works (WO001)	100%	26 days	29 Nov '22	29 Dec '22	0 days																								
40	21.SUB.G.10005	Subletting for Boulder Survey Works (SC049)	100%	7 days	21 Apr '23	28 Apr '23	0 days																								
41	21.SUB.G.10010	Subletting for Temporary Supply of Water (WO002)	100%	26 days	29 Nov '22	29 Dec '22	0 days																								
42	21.SUB.G.10020	Subletting for Temporary Supply of Electricity (WO003)	100%	26 days	29 Nov '22	29 Dec '22	0 days																								
43	21.SUB.G.10030	Subletting for Tree Survey Works (WO004)	100%	40 days	9 Dec '22	30 Jan '23	0 days																								

Project: 21/WSD/21

Revised Programme (Aug

ID	Activity ID	Task Name	% Complete	Duration	Start	Finish	Total Slack	Gantt Chart																											
44	21.SUB.G.10040	Subletting for Construction of New Shed and Miscellaneous Works (WO005)	100%	42 days	29 Nov '22	18 Jan '23	0 days																												
45	21.SUB.G.10050	Subletting for Traffic Consultancy Services Stage 1 (WO006)	100%	34 days	9 Dec '22	19 Jan '23	0 days																												
46	21.SUB.G.10060	Subletting for Condition Survey & Pre-Construction Condition Survey (WO008)	100%	64 days	6 Feb '23	25 Apr '23	0 days																												
47	21.SUB.G.10070	Subletting for UU Detection Works (SC002)	100%	24 days	9 Dec '22	7 Jan '23	0 days																												
48	21.SUB.G.10080	Subletting for ICE Consultant - Temp Works for Site Formation for PAB (WO010)	100%	8 days	6 Feb '23	14 Feb '23	0 days																												
49	21.SUB.G.10090	Subletting for ICE Consultant - Portion 4 (WO007)	100%	37 days	9 Dec '22	26 Jan '23	0 days																												
50	21.SUB.G.10100	Subletting for Design Consultant	100%	112 days	9 Dec '22	28 Apr '23	0 days																												
51	21.SUB.G.10110	Subletting for ICE Consultant - Civil & Structure (WO019)	100%	43 days	18 May '23	10 Jul '23	0 days																												
52	21.SUB.G.10120	Subletting for Ground Investigation & Monitoring Works for Tunnel (SC003)	100%	12 days	10 Oct '23	24 Oct '23	0 days																												
53	21.SUB.G.10130	Subletting for Design Services for Permanent/CSD (SC045a)	100%	63 days	6 Feb '23	24 Apr '23	0 days																												
54	21.SUB.G.10140	Subletting for Demolition Works (WO011)	100%	8 days	1 Apr '23	14 Apr '23	0 days																												
55	21.SUB.G.10150	Subletting for Site Clearance (SC005)	100%	15 days	31 Mar '23	21 Apr '23	0 days																												
56	21.SUB.G.10160	Subletting for Environmental Monitoring Works and Appointment of Environmental Team (SC001)	100%	34 days	9 Dec '22	19 Jan '23	0 days																												
57	21.SUB.G.10170	Subletting for Drainage and Ducts for Tunneling and Caverns (SC040)	100%	85 days	11 Jan '25	30 Apr '25	0 days																												
58	21.SUB.G.10180	Subletting for Landscape Soft works for Slope Works	100%	85 days	11 Jan '25	28 Apr '25	0 days																												
59	21.SUB.G.10190	Subletting for Pipe Pile Wall for PAB / VAT (SC008)	100%	52 days	6 Feb '23	11 Apr '23	0 days																												
60	21.SUB.G.10195	Subletting for ELS Earthworks, Shoring & Tie back for PAB (SC007)	100%	52 days	4 Dec '23	5 Feb '24	0 days																												
61	21.SUB.G.10210	Subletting for Earthwork and ELS Works - Open Trench - Package 1 (SC048a)	100%	102 days	29 Nov '22	1 Apr '23	0 days																												
62	21.SUB.G.10211	Subletting for Earthwork and ELS Works - Open Trench and Jacking Pits - Package 2 (SC048b)	100%	19 days	29 Aug '23	19 Sep '23	0 days																												
63	21.SUB.G.10212	Subletting for Earthwork and ELS Works - Open Trench and Jacking Pits - Package 3 (SC048c)	100%	20 days	16 Nov '23	8 Dec '23	0 days																												
64	21.SUB.G.10220	Subletting for Main laying (Open Trench) (SC047A)	100%	135 days	1 Mar '23	14 Aug '23	0 days																												
65	21.SUB.G.10230	Subletting for Land Survey (SC014)	100%	44 days	28 Feb '23	24 Apr '23	0 days																												
66	21.SUB.G.10240	Subletting for Traffic Consultancy Services Stage 2 (SC015)	100%	41 days	9 Mar '23	29 Apr '23	0 days																												
67	21.SUB.G.10241	Subletting for Site Investigation Works incl. Borehole, Trial Trench, Manhole Survey	100%	51 days	2 May '23	3 Jul '23	0 days																												
68	21.SUB.G.10242	Subletting for Consultants ICE, Traffic consultant	100%	133 days	9 Dec '22	24 May '23	0 days																												
69	21.SUB.G.10250	Subletting for Reinstatement of Existing Road and Paving (SC004A)	100%	21 days	12 May '23	6 Jun '23	0 days																												
70	21.SUB.G.10260	Subletting for Catholic Protection of Water mains (SC020)	100%	21 days	29 May '23	21 Jun '23	0 days																												
71	21.SUB.G.10275	Subletting for Temporary Power Supply for Tunnel and Caverns (SC043)	100%	22.2 days	1 Nov '24	27 Nov '24	0 days																												
72	21.SUB.G.10290	Subletting for Supply & Installation of E&M System in New Pumping Station (SC011A)	100%	7 days	18 Jan '24	25 Jan '24	0 days																												
73	21.SUB.G.10300	Subletting for Waterproofing works for C/C Tunnel Base Slab (SC019a)	100%	17 days	1 Jun '24	21 Jun '24	0 days																												
74	21.SUB.G.10305	Subletting for Base Slab for Cut and Cover Tunnel and Structural Blinding (SC019)	100%	22 days	1 Jun '24	27 Jun '24	0 days																												
75	21.SUB.G.10310	Subletting for Excavation for C/C Tunnel (SC016)	100%	21 days	25 Aug '23	18 Sep '23	0 days																												
76	21.SUB.G.10315	Subletting for Construction of Capping Beam for C/C Tunnel (SC016A)	100%	21 days	25 Aug '23	18 Sep '23	0 days																												
77	21.SUB.G.10320	Subletting for Remedial Works for Boulder (SC017)	100%	7 days	24 Jan '24	31 Jan '24	0 days																												
78	21.SUB.G.10330	Subletting for Pipe Jacking with Pipe Laying at Portion 5 (Package 1) (SC046A)	100%	29 days	20 Apr '24	25 May '24	0 days																												
79	21.SUB.G.10350	Subletting for Timber Platform for Construction of 355 DIA Pipe Pile (SC054)	100%	5 days	20 Jul '23	26 Jul '23	0 days																												
80	21.SUB.G.10360	Subletting for Provision of Tunnel Data Management System (TDMS)	100%	21 days	8 Jul '23	1 Aug '23	0 days																												
81	21.SUB.G.10370	Subletting for Supply and Installation of 273mm dia. Pipe pile wall for PAB and VAT (SC060)	100%	22 days	18 Oct '23	13 Nov '23	0 days																												
82	21.SUB.G.10380	Subletting for Design, Supply and Maintenance of the Tunnel Temporary Ventilation Fans (SC061)	100%	7 days	18 Dec '23	27 Dec '23	0 days																												
83	21.SUB.G.10400	Subletting for Supply and Installation of 355mm dia. Pipe pile wall for PAB and VAT (SC065)	100%	21 days	29 Nov '23	23 Dec '23	0 days																												
84	21.SUB.G.10410	Subletting for Supply and installation of 355mm dia. Pipe Pile for Jacking Pit (WO041)	100%	21 days	29 Nov '23	22 Dec '23	0 days																												
85	21.SUB.G.10430	Subletting for RC work for HV Switch Room/Transformer Room (SC067a)	100%																																

[illegible]

ID	Activity ID	Task Name	% Complete	Duration	Start	Finish	Total Slack	2023				2024				2025				2026				2027				2028				2029			
								Qtr 4	Qtr 1	Qtr 2	Qtr 3	Qtr 4	Qtr 1	Qtr 2	Qtr 3	Qtr 4	Qtr 1	Qtr 2	Qtr 3	Qtr 4	Qtr 1	Qtr 2	Qtr 3	Qtr 4	Qtr 1	Qtr 2	Qtr 3	Qtr 4	Qtr 1	Qtr 2	Qtr 3	Qtr 4			
130	21.SUB.PM.E0059	UBS / CBS - Procurement, Manufacturing and Delivery	0%	150 days	26 Sep '26	23 Feb '27	-213.9 days																												
131		Lighting Fitting	0%	190 days	29 Apr '26	5 Nov '26	-108.9 days																												
132	21.SUB.PM.E0060	Lighting Fitting - Submission and Approval	0%	100 days	29 Apr '26	7 Aug '26	-108.9 days																												
133	21.SUB.PM.E0069	Lighting Fitting - Procurement, Manufacturing and Delivery	0%	90 days	7 Aug '26	5 Nov '26	-108.9 days																												
134		Fire Services System (FS)	0%	330 days	29 Apr '26	25 Mar '27	-248.9 days																												
135		Main F.S. Alarm Control Panel with LED Display c/w Keyboard Control	0%	240 days	29 Apr '26	25 Dec '26	-158.9 days																												
136	21.SUB.PM.F0010	Main F.S. Alarm Control Panel - Submission and Approval	0%	120 days	29 Apr '26	27 Aug '26	-158.9 days																												
137	21.SUB.PM.F0019	Main F.S. Alarm Control Panel - Procurement, Manufacturing and Delivery	0%	120 days	27 Aug '26	25 Dec '26	-158.9 days																												
138		Cavern Fire Control Panel with LED Display c/w Keyboard Control	0%	240 days	29 Apr '26	25 Dec '26	-158.9 days																												
139	21.SUB.PM.F0020	Cavern F.S. Alarm Control Panel - Submission and Approval	0%	120 days	29 Apr '26	27 Aug '26	-158.9 days																												
140	21.SUB.PM.F0029	Cavern F.S. Alarm Control Panel - Procurement, Manufacturing and Delivery	0%	120 days	27 Aug '26	25 Dec '26	-158.9 days																												
141		Fire Rated Optical Fiber Cable	0%	270 days	29 Apr '26	24 Jan '27	-209.9 days																												
142	21.SUB.PM.F0030	Fire Rated Optical Fiber Cable - Submission and Approval	0%	120 days	29 Apr '26	27 Aug '26	-209.9 days																												
143	21.SUB.PM.F0099	Fire Rated Optical Fiber Cable - Procurement, Manufacturing and Delivery	0%	150 days	27 Aug '26	24 Jan '27	-209.9 days																												
144		PAB Fire Service Pump	0%	315 days	29 Apr '26	10 Mar '27	-233.9 days																												
145	21.SUB.PM.F0040	PAB Fire Service Pump - Submission and Approval	0%	135 days	29 Apr '26	11 Sep '26	-233.9 days																												
146	21.SUB.PM.F0049	PAB Fire Service Pump - Procurement, Manufacturing and Delivery	0%	180 days	11 Sep '26	10 Mar '27	-233.9 days																												
147		PAB Fire Service Jockey Pump	0%	315 days	29 Apr '26	10 Mar '27	-233.9 days																												
148	21.SUB.PM.F0050	PAB Fire Service Jockey Pump - Submission and Approval	0%	135 days	29 Apr '26	11 Sep '26	-233.9 days																												
149	21.SUB.PM.F0059	PAB Fire Service Jockey Pump - Procurement, Manufacturing and Delivery	0%	180 days	11 Sep '26	10 Mar '27	-233.9 days																												
150		PAB Fixed Fire Pump Control Panel	0%	270 days	29 Apr '26	24 Jan '27	-188.9																												

ID	Activity ID	Task Name	% Complete	Duration	Start	Finish	Total Slack
173	21.SUB.PM.F0139	Deluge Valve - Procurement, Manufacturing and Delivery	0%	150 days	27 Aug '26	24 Jan '27	-188.9 days
174		Manual Release Unit	0%	240 days	29 Apr '26	25 Dec '26	-158.9 days
175	21.SUB.PM.F0140	Manual Release Unit - Submission and Approval	0%	120 days	29 Apr '26	27 Aug '26	-158.9 days
176	21.SUB.PM.F0149	Manual Release Unit - Procurement, Manufacturing and Delivery	0%	120 days	27 Aug '26	25 Dec '26	-158.9 days
177		Water Spray Gate Valve Set	0%	240 days	29 Apr '26	25 Dec '26	-158.9 days
178	21.SUB.PM.F0150	Water Spray Gate Valve Set - Submission and Approval	0%	120 days	29 Apr '26	27 Aug '26	-158.9 days
179	21.SUB.PM.F0159	Water Spray Gate Valve Set - Procurement, Manufacturing and Delivery	0%	120 days	27 Aug '26	25 Dec '26	-158.9 days
180		Open Nozzle	0%	210 days	29 Apr '26	25 Nov '26	-128.9 days
181	21.SUB.PM.F0160	Open Nozzle - Submission and Approval	0%	90 days	29 Apr '26	28 Jul '26	-128.9 days
182	21.SUB.PM.F0169	Open Nozzle - Procurement, Manufacturing and Delivery	0%	120 days	28 Jul '26	25 Nov '26	-128.9 days
183		Linear Heat Detector Panel	0%	270 days	29 Apr '26	24 Jan '27	-188.9 days
184	21.SUB.PM.F0170	Linear Heat Detector Panel - Submission and Approval	0%	120 days	29 Apr '26	27 Aug '26	-188.9 days
185	21.SUB.PM.F0179	Linear Heat Detector Panel - Procurement, Manufacturing and Delivery	0%	150 days	27 Aug '26	24 Jan '27	-188.9 days
186		Linear Heat Detector	0%	270 days	29 Apr '26	24 Jan '27	-188.9 days
187	21.SUB.PM.F0180	Linear Heat Detector - Submission and Approval	0%	120 days	29 Apr '26	27 Aug '26	-188.9 days
188	21.SUB.PM.F0189	Linear Heat Detector - Procurement, Manufacturing and Delivery	0%	150 days	27 Aug '26	24 Jan '27	-188.9 days
189		Novel 1230 gas Flooding System Control Panel	0%	270 days	29 Apr '26	24 Jan '27	-188.9 days
190	21.SUB.PM.F0190	Novel 1230 gas Flooding System Control Panel - Submission and Approval	0%	120 days	29 Apr '26	27 Aug '26	-188.9 days
191	21.SUB.PM.F0199	Novel 1230 gas Flooding System Control Panel - Procurement, Manufacturing and Delivery	0%	150 days	27 Aug '26	24 Jan '27	-188.9 days
192		Gas Cylinder Charged w/Novel 1231	0%	270 days	29 Apr '26	24 Jan '27	-188.9 days
193	21.SUB.PM.F0200	Gas Cylinder Charged w/Novel 1231 - Submission and Approval	0%	120 days	29 Apr '26	27 Aug '26	-188.9 days
194	21.SUB.PM.F0209	Gas Cylinder Charged w/Novel 1231 - Procurement, Manufacturing and Delivery	0%	150 days	27 Aug '26	24 Jan '27	-188.9 days
195		Gas Flooding System Lock off/Indication Unit	0%	270 days	29 Apr '26	24 Jan '27	-188.9 days
196	21.SUB.PM.F0210	Gas Flooding System Lock off/Indication Unit - Submission and Approval	0%	120 days	29 Apr '26	27 Aug '26	-188.9 days
197	21.SUB.PM.F0219	Gas Flooding System Lock off/Indication Unit - Procurement, Manufacturing and Delivery	0%	150 days	27 Aug '26	24 Jan '27	-188.9 days
198		Nozzle for Gas Flooding System	0%	270 days	29 Apr '26	24 Jan '27	-188.9 days
199	21.SUB.PM.F0220	Nozzle for Gas Flooding System - Submission and Approval	0%	120 days	29 Apr '26	27 Aug '26	-188.9 days
200	21.SUB.PM.F0229	Nozzle for Gas Flooding System - Procurement, Manufacturing and Delivery	0%	150 days	27 Aug '26	24 Jan '27	-188.9 days
201		Gate Valves	0%	220 days	29 Apr '26	5 Dec '26	-138.9 days
202	21.SUB.PM.F0230	Gate Valves - Submission and Approval	0%	120 days	29 Apr '26	27 Aug '26	-138.9 days
203	21.SUB.PM.F0239	Gate Valves - Procurement, Manufacturing and Delivery	0%	100 days	27 Aug '26	5 Dec '26	-138.9 days
204		Y-strainers	0%	220 days	29 Apr '26	5 Dec '26	-138.9 days
205	21.SUB.PM.F0240	Y-strainers - Submission and Approval	0%	120 days	29 Apr '26	27 Aug '26	-138.9 days
206	21.SUB.PM.F0249	Y-strainers - Procurement, Manufacturing and Delivery	0%	100 days	27 Aug '26	5 Dec '26	-138.9 days
207		Non-return Valves	0%	220 days	29 Apr '26	5 Dec '26	-138.9 days
208	21.SUB.PM.F0250	Non-return Valves - Submission and Approval	0%	120 days	29 Apr '26	27 Aug '26	-138.9 days
209	21.SUB.PM.F0259	Non-return Valves - Procurement, Manufacturing and Delivery	0%	100 days	27 Aug '26	5 Dec '26	-138.9 days
210		Flexible Joints / Expansion Joints	0%	255 days	29 Apr '26	9 Jan '27	-173.9 days
211	21.SUB.PM.F0260	Flexible Joints / Expansion Joints - Submission and Approval	0%	135 days	29 Apr '26	11 Sep '26	-173.9 days
212	21.SUB.PM.F0269	Flexible Joints / Expansion Joints - Procurement, Manufacturing and Delivery	0%	120 days	11 Sep '26	9 Jan '27	-173.9 days
213		Fire Shutters	0%	255 days	29 Apr '26	9 Jan '27	-173.9 days
214	21.SUB.PM.F0270	Fire Shutters - Submission and Approval	0%	135 days	29 Apr '26	11 Sep '26	-173.9 days
215	21.SUB.PM.F0279	Fire Shutters - Procurement, Manufacturing and Delivery	0%	120 days	11 Sep '26	9 Jan '27	-173.9 days

Project: 21/WSD/21  
Revised Programme (Aug 2025)  
Date: 15 Sep 2025

Task

Milestone

◆

Summary

Project Summary

Critical

Critical Split

Progress

Manual Progress

Summary Progress

Page 5



ID	Activity ID	Task Name	% Complete	Duration	Start	Finish	Total Slack		2023				2024				2025				2026				2027				2028				2029			
									Qtr 4	Qtr 1	Qtr 2	Qtr 3	Qtr 4	Qtr 1	Qtr 2	Qtr 3	Qtr 4	Qtr 1	Qtr 2	Qtr 3	Qtr 4	Qtr 1	Qtr 2	Qtr 3	Qtr 4	Qtr 1	Qtr 2	Qtr 3	Qtr 4	Qtr 1	Qtr 2	Qtr 3	Qtr 4			
216		Plumbing & Drainage System (PD) (Caverns)	0%	412 days	29 Apr '26	15 Jun '27	-301.9 days																													
217		Fresh Water Pump Set	0%	350 days	30 Jun '26	15 Jun '27	-301.9 days																													
218	21.SUB.PM.P0010	Fresh Water Pump Set - Submission and Approval	0%	150 days	30 Jun '26	27 Nov '26	-301.9 days																													
219	21.SUB.PM.P0019	Fresh Water Pump Set - Procurement, Manufacturing and Delivery	0%	200 days	27 Nov '26	15 Jun '27	-301.9 days																													
220		Salt Water Pump Set	0%	350 days	29 Apr '26	14 Apr '27	-260.9 days																													
221	21.SUB.PM.P0020	Salt Water Pump Set - Submission and Approval	0%	150 days	29 Apr '26	26 Sep '26	-260.9 days																													
222	21.SUB.PM.P0029	Salt Water Pump Set - Procurement, Manufacturing and Delivery	0%	200 days	26 Sep '26	14 Apr '27	-260.9 days																													
223		Motor Control Panel	0%	255 days	29 Apr '26	9 Jan '27	-234.9 days																													
224	21.SUB.PM.P0030	Motor Control Panel - Submission and Approval	0%	120 days	29 Apr '26	27 Aug '26	-234.9 days																													
225	21.SUB.PM.P0039	Motor Control Panel - Procurement, Manufacturing and Delivery	0%	135 days	27 Aug '26	9 Jan '27	-234.9 days																													
226		Gate Valves	0%	285 days	29 Apr '26	8 Feb '27	-227.9 days																													
227	21.SUB.PM.P0040	Gate Valves - Submission and Approval	0%	150 days	29 Apr '26	26 Sep '26	-227.9 days																													
228	21.SUB.PM.P0049	Gate Valves - Procurement, Manufacturing and Delivery	0%	135 days	26 Sep '26	8 Feb '27	-227.9 days																													
229		Y-strainers	0%	210 days	29 Apr '26	25 Nov '26	-214.9 days																													
230	21.SUB.PM.P0050	Y-strainers - Submission and Approval	0%	120 days	29 Apr '26	27 Aug '26	-214.9 days																													
231	21.SUB.PM.P0059	Y-strainers - Procurement, Manufacturing and Delivery	0%	90 days	27 Aug '26	25 Nov '26	-214.9 days																													
232		Non-return Valves	0%	210 days	29 Apr '26	25 Nov '26	-214.9 days																													
233	21.SUB.PM.P0060	Non-return Valves - Submission and Approval	0%	120 days	29 Apr '26	27 Aug '26	-214.9 days																													
234	21.SUB.PM.P0069	Non-return Valves - Procurement, Manufacturing and Delivery	0%	90 days	27 Aug '26	25 Nov '26	-214.9 days																													
235		Flexible Joints / Expansion Joints	0%	240 days	29 Apr '26	25 Dec '26	-244.9 days																													
236	21.SUB.PM.P0070	Flexible Joints /																																		

[illegible]

ID	Activity ID	Task Name	% Complete	Duration	Start	Finish	Total Slack																												
								2023	2024				2025				2026				2027				2028				2029						
								Qtr 4	Qtr 1	Qtr 2	Qtr 3	Qtr 4	Qtr 1	Qtr 2	Qtr 3	Qtr 4	Qtr 1	Qtr 2	Qtr 3	Qtr 4	Qtr 1	Qtr 2	Qtr 3	Qtr 4	Qtr 1	Qtr 2	Qtr 3	Qtr 4	Qtr 1	Qtr 2	Qtr 3	Qtr 4			
302	21.SUB.PM.C0099	Optical Fiber Cable - Procurement, Manufacturing and Delivery	0%	165 days	5 Nov '26	19 Apr '27	-294.9 days																												
303		Hoisting & Overhead Double Girder Bridge Type	0%	300 days	15 Sep '26	12 Jul '27	-231.9 days																												
304		Lift Hoisting System (Monorail) (PAB)	0%	270 days	15 Sep '26	12 Jun '27	-172.9 days																												
305	21.SUB.PM.H0010	Lift Hoisting System (Monorail) (PAB) - Submission and Approval	0%	120 days	15 Sep '26	13 Jan '27	-172.9 days																												
306	21.SUB.PM.H0019	Lift Hoisting System (Monorail) (PAB) - Procurement, Manufacturing and Delivery	0%	150 days	13 Jan '27	12 Jun '27	-172.9 days																												
307		Overhead Double Girder Bridge Type (Caverns)	0%	300 days	15 Sep '26	12 Jul '27	-231.9 days																												
308	21.SUB.PM.H0020	Overhead Double Girder Bridge Type (Caverns) - Submission and Approval	0%	120 days	15 Sep '26	13 Jan '27	-231.9 days																												
309	21.SUB.PM.H0029	Overhead Double Girder Bridge Type (Caverns) - Procurement, Manufacturing and Delivery	0%	180 days	13 Jan '27	12 Jul '27	-231.9 days																												
310		ABWF Major Services/Equipment	0%	700 days	20 Dec '25	19 Nov '27	-265.6 days																												
311		Internal Finishing Material (PAB)	0%	520 days	20 Dec '25	23 May '27	-79 days																												
312	21.SUB.PM.A0010	Internal Finishing Material (PAB) - Submission & Approval	0%	300 days	20 Dec '25	15 Oct '26	-79 days																												
313	21.SUB.PM.A0015	Internal Finishing Material (PAB) - Procurement, Manufacturing and Delivery	0%	400 days	19 Apr '26	23 May '27	-79 days																												
314		External Finishing Material (PAB)	0%	510 days	10 Mar '26	1 Aug '27	-345.6 days																												
315	21.SUB.PM.A0020	External Finishing Material (PAB) - Submission & Approval	0%	300 days	10 Mar '26	3 Jan '27	-345.6 days																												
316	21.SUB.PM.A0025	External Finishing Material (PAB) - Procurement, Manufacturing and Delivery	0%	360 days	7 Aug '26	1 Aug '27	-345.6 days																												
317		Tree/Plant (PAB)	0%	560 days	9 May '26	19 Nov '27	-252.6 days																												
318	21.SUB.PM.A0030	Tree/Planting (PAB) - Submission & Approval	0%	300 days	9 May '26	4 Mar '27	-252.6 days																												
319	21.SUB.PM.A0035	Tree/Plant (PAB) - Procurement, Manufacturing and Delivery	0%	360 days	25 Nov '26	19 Nov '27	-252.6 days																												
320		3. Contractor's Design & Technical Submission	78%	1622 days	29 Nov '22	22 May '28	-273 days																												
321		1. Design for General Works	66%	1080 days	9 Dec '22	1 Aug '26	16 days																												
322	21.DES.G.0010	Design submission and Approval for Hoarding at PAB	100%	111 days	9 Dec '22	27 Apr '23	0 days																												
323	21.DES.G.0020	Design submission and Approval for Ground and Vibration Monitoring	100%	84 days	28 Mar '23	12 Jul '23	0 days																												
324	21.DES.G.0030	Design submission and Approval for Catholic Protection of Water mains	100%	26 days	21 Aug '23	19 Sep '23	0 days																												
325	21.DES.G.0040	Design submission and Approval for Architectural Works (VAT & Caverns)	0%	180 days	20 Dec '25	1 Aug '26	16 days																												
326	21.DES.G.0050	Design submission and Approval for E&M systems incl. ventilation, lighting, electrical, FS for Tunnel	100%	124 days	25 May '23	21 Oct '23	0 days																												
327		2. Temporary Works Design for Main laying Works	66%	951.1 days	10 Jul '23	18 Sep '26	-217.3 days																												
328		Design for Pipe Jacking Alignment from Pit 6 to 7 & Pit 6 to 8 (Drive 1 & 2)	100%	168.7 days	15 Mar '24	9 Oct '24	0 days																												
329	21.DES.WM.0010	Prepare and Submit Pipe Jacking Alignment Design for Main laying Works to Binnies for Acceptance	100%	41.9 days	15 Mar '24	8 May '24	0 days																												
330	21.DES.WM.0011	Binnies Review Design and Comment on Pipe Jacking Alignment Design for Main laying Works	100%	27.2 days	8 May '24	12 Jun '24	0 days																												
331	21.DES.WM.0012	Revise and Resubmit the Pipe Jacking Alignment Design for Main laying Works	100%	80.8 days	12 Jun '24	16 Sep '24	0 days																												
332	21.DES.WM.0013	Binnies Review and Accept the Pipe Jacking Alignment Design for Main laying Works	100%	18 days	16 Sep '24	9 Oct '24	0 days																												
333		Temporary Work Design for Trench Excavation	100%	40 days	10 Jul '23	25 Aug '23	0 days																												
334	21.DES.WM.0020	Prepare and Submit Trench Excavation Design for Main laying Works to Binnies for Acceptance	100%	24 days	10 Jul '23	7 Aug '23	0 days																												
335	21.DES.WM.0021	Binnies Review Design and Accept on Trench Excavation Design for Main laying Works	100%	16 days	7 Aug '23	25 Aug '23	0 days																												
336		*Temporary Work Design for Pit 1 (PAB)	0%	84 days	14 Apr '26	24 Jul '26	-216.6 days																												
337	21.DES.WM.P0100	Prepare and Submit Temporary Work Design for Pit 1 to Binnies for Acceptance (with incorporation of chamber location and size by Binnies)	0%	24 days	14 Apr '26	12 May '26	-216.6 days																												
338	21.DES.WM.P0101	Binnies Review Design and Comment on Temporary Work Design for Pit 1	0%	24 days	13 May '26	10 Jun '26	-216.6 days																												
339	21.DES.WM.P0102	Revise and Resubmit the Temporary Work Design for Pit 1	0%	18 days	11 Jun '26	3 Jul '26	-216.6 days																												
340	21.DES.WM.P0																																		

ID	Activity ID	Task Name	% Complete	Duration	Start	Finish	Total Slack																												
345	21.DES.WM.P0203	Binnies Review and Accept the Temporary Work Design for Pit 2	100%	45 days	25 Jun '25	16 Aug '25	0 days	<div><div></div><div></div><div></div><div></div><div></div><div></div><div></div><div></div><div></div><div></div><div></div><div></div><div></div><div></div><div></div><div></div><div></div><div></div><div></div><div></div><div></div><div></div><div></div><div></div><div></div><div></div><div></div><div></div><div></div><div></div><div></div><div></div><div></div><div></div><div></div><div></div><div></div><div></div><div></div><div></div><div></div><div></div><div></div><div></div><div></div><div></div><div></div><div></div><div></div><div></div><div></div><div></div><div></div><div></div><div></div><div></div><div></div><div></div><div></div><div></div><div></div><div></div><div></div><div></div><div></div><div></div><div></div><div></div><div></div><div></div><div></div><div></div><div></div><div></div><div></div><div></div><div></div><div></div><div></div><div></div><div></div><div></div><div></div><div></div><div></div><div></div><div></div><div></div><div></div><div></div><div></div><div></div><div></div><div></div><div></div><div></div><div></div><div></div><div></div><div></div><div></div><div></div><div></div><div></div><div></div><div></div><div></div><div></div><div></div><div></div><div></div><div></div><div></div><div></div><div></div><div></div><div></div><div></div><div></div><div></div><div></div><div></div><div></div><div></div><div></div><div></div><div></div><div></div><div></div><div></div><div></div><div></div><div></div><div></div><div></div><div></div><div></div><div></div><div></div><div></div><div></div><div></div><div></div><div></div><div></div><div></div><div></div><div></div><div></div><div></div><div></div><div></div><div></div><div></div><div></div><div></div><div></div><div></div><div></div><div></div><div></div><div></div><div></div><div></div><div></div><div></div><div></div><div></div><div></div><div></div><div></div><div></div><div></div><div></div><div></div><div></div><div></div><div></div><div></div><div></div><div></div><div></div><div></div><div></div><div></div><div></div><div></div><div></div><div></div><div></div><div></div><div></div><div></div><div></div><div></div><div></div><div></div><div></div><div></div><div></div><div></div><div></div><div></div><div></div><div></div><div></div><div></div><div></div><div></div><div></div><div></div><div></div><div></div><div></div><div></div><div></div><div></div><div></div><div></div><div></div><div></div><div></div><div></div><div></div><div></div><div></div><div></div><div></div><div></div><div></div><div></div><div></div><div></div><div></div><div></div><div></div><div></div><div></div><div></div><div></div><div></div><div></div><div></div><div></div><div></div><div></div><div></div><div></div><div></div><div></div><div></div><div></div><div></div><div></div><div></div><div></div><div></div><div></div><div></div><div></div><div></div><div></div><div></div><div></div><div></div><div></div><div></div><div></div><div></div><div></div><div></div><div></div><div></div><div></div><div></div><div></div><div></div><div></div><div></div><div></div><div></div><div></div><div></div><div></div><div></div><div></div><div></div><div></div><div></div><div></div><div></div><div></div><div></div><div></div><div></div><div></div><div></div><div></div><div></div><div></div><div></div><div></div><div></div><div></div><div></div><div></div><div></div><div></div><div></div><div></div><div></div><div></div><div></div><div></div><div></div><div></div><div></div><div></div><div></div><div></div><div></div><div></div><div></div><div></div><div></div><div></div><div></div><div></div><div></div><div></div><div></div><div></div><div></div><div></div><div></div><div></div><div></div><div></div><div></div><div></div><div></div><div></div><div></div><div></div><div></div><div></div><div></div><div></div><div></div><div></div><div></div><div></div><div></div><div></div><div></div><div></div><div></div><div></div><div></div><div></div><div></div><div></div><div></div><div></div><div></div><div></div><div></div><div></div><div></div><div></div><div></div><div></div><div></div><div></div><div></div><div></div><div></div><div></div><div></div><div></div><div></div><div></div><div></div><div></div><div></div><div></div><div></div><div></div><div></div><div></div><div></div><div></div><div></div><div></div><div></div><div></div><div></div><div></div><div></div><div></div><div></div><div></div><div></div><div></div><div></div><div></div><div></div><div></div><div></div><div></div><div></div><div></div><div></div><div></div><div></div><div></div><div></div><div></div><div></div><div></div><div></div><div></div><div></div><div></div><div></div><div></div><div></div><div></div><div></div><div></div><div></div><div></div><div></div><div></div><div></div><div></div><div></div><div></div><div></div><div></div><div></div><div></div><div></div><div></div><div></div><div></div><div></div><div></div><div></div><div></div><div></div><div></div><div></div><div></div><div></div><div></div><div></div><div></div><div></div><div></div><div></div><div></div><div></div><div></div><div></div><div></div><div></div><div></div><div></div><div></div><div></div><div></div><div></div><div></div><div></div><div></div><div></div><div></div><div></div><div></div><div></div><div></div><div></div><div></div><div></div><div></div><div></div><div></div><div></div><div></div><div></div><div></div><div></div><div></div><div></div><div></div><div></div><div></div><div></div><div></div><div></div><div></div><div></div><div></div><div></div><div></div><div></div><div></div><div></div><div></div><div></div><div></div><div></div><div></div><div></div><div></div><div></div><div></div><div></div><div></div><div></div><div></div><div></div><div></div><div></div><div></div><div></div><div></div><div></div><div></div><div></div><div></div><div></div><div></div><div></div><div></div><div></div><div></div><div></div><div></div><div></div><div></div><div></div><div></div><div></div><div></div><div></div><div></div><div></div><div></div><div></div><div></div><div></div><div></div><div></div><div></div><div></div><div></div><div></div><div></div><div></div><div></div><div></div><div></div><div></div><div></div><div></div><div></div><div></div><div></div><div></div><div></div><div></div><div></div><div></div><div></div><div></div><div></div><div></div><div></div><div></div><div></div><div></div><div></div><div></div><div></div><div></div><div></div><div></div><div></div><div></div><div></div><div></div><div></div><div></div><div></div><div></div><div></div><div></div><div></div><div></div><div></div><div></div><div></div><div></div><div></div><div></div><div></div><div></div><div></div><div></div><div></div><div></div><div></div><div></div><div></div><div></div><div></div><div></div><div></div><div></div><div></div><div></div><div></div><div></div><div></div><div></div><div></div><div></div><div></div><div></div><div></div><div></div><div></div><div></div><div></div><div></div><div></div><div></div><div></div><div></div><div></div><div></div><div></div><div></div><div></div><div></div><div></div><div></div><div></div><div></div><div></div><div></div><div></div><div></div><div></div><div></div><div></div><div></div><div></div><div></div><div></div><div></div><div></div><div></div><div></div><div></div><div></div><div></div><div></div><div></div><div></div><div></div><div></div><div></div><div></div><div></div><div></div><div></div><div></div><div></div><div></div><div></div><div></div><div></div><div></div><div></div><div></div><div></div><div></div><div></div><div></div><div></div><div></div><div></div><div></div><div></div><div></div><div></div><div></div><div></div><div></div><div></div><div></div><div></div><div></div><div></div><div></div><div></div><div></div><div></div><div></div><div></div><div></div><div></div><div></div><div></div><div></div><div></div><div></div><div></div><div></div><div></div><div></div><div></div><div></div><div></div><div></div><div></div><div></div><div></div><div></div><div></div><div></div><div></div><div></div><div></div><div></div><div></div><div></div><div></div><div></div><div></div><div></div><div></div><div></div><div></div><div></div><div></div><div></div><div></div><div></div><div></div><div></div><div></div><div></div><div></div><div></div><div></div><div></div><div></div><div></div><div></div><div></div><div></div><div></div><div></div><div></div><div></div><div></div><div></div><div></div><div></div><div></div><div></div><div></div><div></div><div></div><div></div><div></div><div></div><div></div><div></div><div></div><div></div><div></div><div></div><div></div><div></div><div></div><div></div><div></div><div></div><div></div><div></div><div></div><div></div><div></div><div></div><div></div><div></div><div></div><div></div><div></div><div></div><div></div><div></div><div></div><div></div><div></div><div></div><div></div><div></div><div></div><div></div><div></div><div></div><div></div><div></div><div></div><div></div><div></div><div></div><div></div><div></div><div></div><div></div><div></div><div></div><div></div><div></div><div></div><div></div><div></div><div></div><div></div><div></div><div></div><div></div><div></div><div></div><div></div><div></div><div></div><div></div><div></div><div></div><div></div><div></div><div></div><div></div><div></div><div></div><div></div><div></div><div></div><div></div><div></div><div></div><div></div><div></div><div></div><div></div><div></div><div></div><div></div><div></div><div></div><div></div><div></div><div></div><div></div><div></div><div></div><div></div><div></div><div></div><div></div><div></div><div></div><div></div><div></div><div></div><div></div><div></div><div></div><div></div><div></div><div></div><div></div><div></div><div></div><div></div><div></div><div></div><div></div><div></div><div></div><div></div><div></div><div></div><div></div><div></div><div></div><div></div><div></div><div></div><div></div><div></div><div></div><div></div><div></div><div></div><div></div><div></div><div></div><div></div><div></div><div></div><div></div><div></div><div></div><div></div><div></div><div></div><div></div><div></div><div></div><div></div><div></div><div></div><div></div><div></div><div></div><div></div><div></div><div></div><div></div><div></div><div></div><div></div><div></div><div></div><div></div><div></div><div></div><div></div><div></div><div></div><div></div><div></div><div></div><div></div><div></div><div></div><div></div><div></div><div></div><div></div><div></div><div></div><div></div><div></div><div></div><div></div><div></div><div></div><div></div><div></div><div></div><div></div><div></div><div></div><div></div><div></div><div></div><div></div><div></div><div></div><div></div><div></div><div></div><div></div><div></div><div></div><div></div><div></div><div></div><div></div><div></div><div></div><div></div><div></div><div></div><div></div><div></div><div></div><div></div><div></div><div></div><div></div><div></div><div></div><div></div><div></div><div></div><div></div><div></div><div></div><div></div><div></div><div></div><div></div><div></div><div></div><div></div><div></div><div></div><div></div><div></div><div></div><div></div><div></div><div></div><div></div><div></div><div></div><div></div><div></div><div></div><div></div><div></div><div></div><div></div><div></div><div></div><div></div><div></div><div></div><div></div><div></div><div></div><div></div><div></div><div></div><div></div><div></div><div></div><div></div><div></div><div></div><div></div><div></div><div></div><div></div><div></div><div></div><div></div><div></div><div></div><div></div><div></div><div></div><div></div><div></div><div></div><div></div><div></div><div></div><div></div><div></div><div></div><div></div><div></div><div></div><div></div><div></div><div></div><div></div><div></div><div></div><div></div><div></div><div></div><div></div><div></div><div></div><div></div><div></div><div></div><div></div><div></div><div></div><div></div><div></div><div></div><div></div><div></div><div></div><div></div><div></div><div></div><div></div><div></div><div></div><div></div><div></div><div></div><div></div><div></div><div></div><div></div><div></div><div></div><div></div><div></div><div></div><div></div><div></div><div></div><div></div><div></div><div></div><div></div><div></div><div></div><div></div><div></div><div></div><div></div><div></div><div></div><div></div><div></div><div></div><div></div><div></div><div></div><div></div><div></div><div></div><div></div><div></div><div></div><div></div><div></div><div></div><div></div><div></div><div></div><div></div><div></div><div></div><div></div><div></div><div></div><div></div><div></div><div></div><div></div><div></div><div></div><div></div><div></div><div></div><div></div><div></div><div></div><div></div><div></div><div></div><div></div><div></div><div></div><div></div><div></div><div></div><div></div><div></div><div></div><div></div><div></div><div></div><div></div><div></div><div></div><div></div><div></div><div></div><div></div><div></div><div></div><div></div><div></div><div></div><div></div><div></div><div></div><div></div><div></div><div></div><div></div><div></div><div></div><div></div><div></div><div></div><div></div><div></div><div></div><div></div><div></div><div></div><div></div><div></div><div></div><div></div><div></div><div></div><div></div><div></div><div></div><div></div><div></div><div></div><div></div><div></div><div></div><div></div><div></div><div></div><div></div><div></div><div></div><div></div><div></div><div></div><div></div><div></div><div></div><div></div><div></div><div></div><div></div><div></div><div></div><div></div><div></div><div></div><div></div><div></div><div></div><div></div><div></div><div></div><div></div><div></div><div></div><div></div><div></div><div></div><div></div><div></div><div></div><div></div><div></div><div></div><div></div><div></div><div></div><div></div><div></div><div></div><div></div><div></div><div></div><div></div><div></div><div></div><div></div><div></div><div></div><div></div><div></div><div></div><div></div><div></div><div></div><div></div><div></div><div></div><div></div><div></div><div></div><div></div><div></div><div></div><div></div><div></div><div></div><div></div><div></div><div></div><div></div><div></div><div></div><div></div><div></div><div></div><div></div><div></div><div></div><div></div><div></div><div></div><div></div><div></div><div></div><div></div><div></div><div></div><div></div><div></div><div></div><div></div><div></div><div></div><div></div><div></div><div></div><div></div><div></div><div></div><div></div><div></div><div></div><div></div><div></div><div></div><div></div><div></div><div></div><div></div><div></div><div></div><div></div><div></div><div></div><div></div><div></div><div></div><div></div><div></div><div></div><div></div><div></div><div></div><div></div><div></div><div></div><div></div><div></div><div></div><div></div><div></div><div></div><div></div><div></div><div></div><div></div><div></div><div></div><div></div><div></div><div></div><div></div><div></div><div></div><div></div><div></div><div></div><div></div><div></div><div></div><div></div><div></div><div></div><div></div><div></div><div></div><div></div><div></div><div></div><div></div><div></div><div></div><div></div><div></div><div></div><div></div><div></div><div></div><div></div><div></div><div></div><div></div><div></div><div></div><div></div><div></div><div></div><div></div><div></div><div></div><div></div><div></div><div></div><div></div><div></div><div></div><div></div><div></div><div></div><div></div><div></div><div></div><div></div><div></div><div></div><div></div><div></div><div></div><div></div><div></div><div></div><div></div><div></div><div></div><div></div><div></div><div></div><div></div><div></div><div></div><div></div><div></div><div></div><div></div><div></div><div></div><div></div><div></div><div></div><div></div><div></div></div>																											

ID	Activity ID	Task Name	% Complete	Duration	Start	Finish	Total Slack	2023																2024				2025				2026				2027				2028				2029			
								Qtr 4	Qtr 1	Qtr 2	Qtr 3	Qtr 4	Qtr 1	Qtr 2	Qtr 3	Qtr 4	Qtr 1	Qtr 2	Qtr 3	Qtr 4	Qtr 1	Qtr 2	Qtr 3	Qtr 4	Qtr 1	Qtr 2	Qtr 3	Qtr 4	Qtr 1	Qtr 2	Qtr 3	Qtr 4															
388		*Temporary Work Design for Pit 10	0%	78 days	13 Mar '26	17 Jun '26	-217.3 days																																								
389	21.DES.WM.P1000	Prepare and Submit Temporary Work Design for Pit 10 for Acceptance (with incorporation of chamber location and size by Binnies)	0%	24 days	13 Mar '26	13 Apr '26	-217.3 days																																								
390	21.DES.WM.P1001	Binnies Review Design and Comment on Temporary Work Design for Pit 10	0%	18 days	14 Apr '26	5 May '26	-217.3 days																																								
391	21.DES.WM.P1002	Revise and Resubmit the Temporary Work Design for Pit 10	0%	18 days	6 May '26	27 May '26	-217.3 days																																								
392	21.DES.WM.P1003	Binnies Review and Accept the Temporary Work Design for Pit 10	0%	18 days	28 May '26	17 Jun '26	-217.3 days																																								
393		*Temporary Work Design for Pit 11A1	0%	78 days	23 Sep '25	27 Dec '25	-304 days																																								
394	21.DES.WM.P1600	Prepare and Submit Temporary Work Design for Pit 11A1 for Acceptance (with incorporation of chamber location and size by Binnies)	0%	24 days	23 Sep '25	22 Oct '25	-304 days																																								
395	21.DES.WM.P1601	Binnies Review Design and Comment on Temporary Work Design for Pit 11A1	0%	18 days	23 Oct '25	13 Nov '25	-304 days																																								
396	21.DES.WM.P1602	Revise and Resubmit the Temporary Work Design for Pit 11A1	0%	18 days	14 Nov '25	4 Dec '25	-304 days																																								
397	21.DES.WM.P1603	Binnies Review and Accept the Temporary Work Design for Pit 11A1	0%	18 days	5 Dec '25	27 Dec '25	-304 days																																								
398		*Temporary Work Design for Pit 11A2	0%	78 days	18 Jun '26	18 Sep '26	-217.3 days																																								
399	21.DES.WM.P1700	Prepare and Submit Temporary Work Design for Pit 11A2 for Acceptance (with incorporation of chamber location and size by Binnies)	0%	24 days	18 Jun '26	17 Jul '26	-217.3 days																																								
400	21.DES.WM.P1701	Binnies Review Design and Comment on Temporary Work Design for Pit 11A2	0%	18 days	18 Jul '26	7 Aug '26	-217.3 days																																								
401	21.DES.WM.P1702	Revise and Resubmit the Temporary Work Design for Pit 11A2	0%	18 days	8 Aug '26	28 Aug '26	-217.3 days																																								
402	21.DES.WM.P1703	Binnies Review and Accept the Temporary Work Design for Pit 11A2	0%	18 days	29 Aug '26	18 Sep '26	-217.3 days																																								
403		*Temporary Work Design for Pit 11B	0%	78 days	12 Nov '25	13 Feb '26	-160.1 days																																								
404	21.DES.WM.P1100	Prepare and Submit Temporary Work Design for Pit 11B to Binnies for Acceptance (with incorporation of chamber location and size by Binnies)	0%	24 days	12 Nov '25	9 Dec '25	-160.1 days																																								
405	21.DES.WM.P1101	Binnies Review Design and Comment on Temporary Work Design for Pit 11B	0%	18 days	10 Dec '25	2 Jan '26	-160.1 days																																								
406	21.DES.WM.P1102	Revise and Resubmit the Temporary Work Design for Pit 11B	0%	18 days	3 Jan '26	23 Jan '26	-160.1 days																																								
407	21.DES.WM.P1103	Binnies Review and Accept the Temporary Work Design for Pit 11B	0%	18 days	24 Jan '26	13 Feb '26	-160.1 days																																								
408		*Temporary Work Design for Pit 14	0%	78 days	5 Dec '25	12 Mar '26	-262 days																																								
409	21.DES.WM.P1400	Prepare and Submit Temporary Work Design for Pit 14 to Binnies for Acceptance (with incorporation of chamber location and size by Binnies)	0%	24 days	5 Dec '25	5 Jan '26	-262 days																																								
410	21.DES.WM.P1401	Binnies Review Design and Comment on Temporary Work Design for Pit 14	0%	18 days	6 Jan '26	26 Jan '26	-262 days																																								
411	21.DES.WM.P1402	Revise and Resubmit the Temporary Work Design for Pit 14	0%	18 days	27 Jan '26	16 Feb '26	-262 days																																								
412	21.DES.WM.P1403	Binnies Review and Accept the Temporary Work Design for Pit 14	0%	18 days	20 Feb '26	12 Mar '26	-262 days																																								
413		*Temporary Work Design for Pit 15	0%	78 days	13 Mar '26	17 Jun '26	-232 days																																								
414	21.DES.WM.P1500	Prepare and Submit Temporary Work Design for Pit 15 to Binnies for Acceptance (with incorporation of chamber location and size by Binnies)	0%	24 days	13 Mar '26	13 Apr '26	-232 days																																								
415	21.DES.WM.P1501	Binnies Review Design and Comment on Temporary Work Design for Pit 15																																													



ID	Activity ID	Task Name	% Complete	Duration	Start	Finish	Total Slack																																																																																																																																																																																																																																																																																																																																																																																																																																																																																																																																																																																																																																																																																																																																																																																																																																																																																																																																																																																																																																																																																																																																																																																																																																																																																																																																																																																																																							
								Qtr 4	2023	Qtr 1	Qtr 2	Qtr 3	Qtr 4	2024	Qtr 1	Qtr 2	Qtr 3	Qtr 4	2025	Qtr 1	Qtr 2	Qtr 3	Qtr 4	2026	Qtr 1	Qtr 2	Qtr 3	Qtr 4	2027	Qtr 1	Qtr 2	Qtr 3	Qtr 4	2028	Qtr 1	Qtr 2	Qtr 3	Qtr 4	2029	Qtr 1	Qtr 2	Qtr 3	Qtr 4																																																																																																																																																																																																																																																																																																																																																																																																																																																																																																																																																																																																																																																																																																																																																																																																																																																																																																																																																																																																																																																																																																																																																																																																																																																																																																																																																																																			
431	21.DES.PC.P0208	Revise and Resubmit the PAB ELS Design (5th Amendment)	100%	97 days	30 Aug '24	27 Dec '24	0 days																																																																																																																																																																																																																																																																																																																																																																																																																																																																																																																																																																																																																																																																																																																																																																																																																																																																																																																																																																																																																																																																																																																																																																																																																																																																																																																																																																																																																							

[illegible]

[illegible]



ID	Activity ID	Task Name	% Complete	Duration	Start	Finish	Total Slack																													
								Qtr 4	2023				2024				2025				2026				2027				2028				2029			
560	21.DES.PAB.11204	3rd - Prepare and Submit PD for Acceptance	100%	28 days	12 Jul '24	13 Aug '24	0 days																													
561	21.DES.PAB.11205	3rd - Binnies Review Design and Comment on PD	100%	19 days	14 Aug '24	4 Sep '24	0 days																													
562	21.DES.PAB.11206	Receive Revised Layout from Binnies	100%	0 days	24 Sep '24	24 Sep '24	0 days																													
563	21.DES.PAB.11207	4th - Prepare and Submit PD for Acceptance	100%	12 days	24 Sep '24	8 Oct '24	0 days																													
564	21.DES.PAB.11208	4th - ICE Review Design and Comment on PD	100%	12 days	9 Oct '24	23 Oct '24	0 days																													
565	21.DES.PAB.11209	4th - Binnies Review Design and Comment on PD	100%	17 days	9 Oct '24	29 Oct '24	0 days																													
566	21.DES.PAB.11210	5th - Prepare and Submit PD for Acceptance (11D, Ref. Issue 9B)	12%	60 days	22 Aug '25	4 Nov '25	-243.9 days																													
567	21.DES.PAB.11211	5th - ICE Review Design and Comment on PD (11D, Ref. Issue 9B)	0%	21 days	5 Nov '25	29 Nov '25	-243.9 days																													
568	21.DES.PAB.11212	5th - Binnies Review Design and Comment on PD (11D, Ref. Issue 9B)	0%	21 days	29 Nov '25	24 Dec '25	-243.9 days																													
569	21.DES.PAB.11213	End Use Review, Comment & Approval	0%	45 days	24 Dec '25	21 Feb '26	-243.9 days																													
570	21.DES.PAB.11219	Submission of WWO542 to WSD	0%	45 days	21 Feb '26	18 Apr '26	-243.9 days																													
571	21.DES.PAB.11220	Submission of WWO 46 (Part I & Part II) & WWO 1149 to WSD	0%	45 days	18 Apr '26	12 Jun '26	-243.9 days																													
572	21.DES.PAB.11221	WWO 46 (Part I & Part II) & WWO 1149 Endorsement by WSD	0%	14 days	12 Jun '26	30 Jun '26	-243.9 days																													
573	21.DES.PAB.A11300	Design Submission for Stormwater Design - OR056	68%	631.9 days	1 Jan '24	14 Feb '26	-95 days																													
574	21.DES.PAB.11300	1st - Prepare and Submit Draft Stormwater for Acceptance	100%	73 days	1 Jan '24	31 Mar '24	0 days																													
575	21.DES.PAB.11301	1st - Binnies Review Design and Comment on Stormwater	100%	25 days	1 Apr '24	2 May '24	0 days																													
576	21.DES.PAB.11302	2nd - Prepare and Submit Stormwater for Acceptance	100%	53 days	3 May '24	6 Jul '24	0 days																													
577	21.DES.PAB.11303	2nd - Binnies Review Design and Comment on Stormwater	100%	21 days	8 Jul '24	31 Jul '24	0 days																													
578	21.DES.PAB.11304	3rd - Prepare and Submit Stormwater for Acceptance	100%	35 days	1 Aug '24	10 Sep '24	0 days																													
579	21.DES.PAB.11305	3rd - Binnies Review Design and Comment on Stormwater	100%	45 days	12 Sep '24	7 Nov '24	0 days																													
580	21.DES.PAB.11306	Conduct Sewage and Stormwater Drainage Connection	100%	82 days	24 Sep '24	2 Jan '25	0 days																													
581	21.DES.PAB.11307	4th - Prepare and Submit Stormwater for Acceptance (11D, Ref. Issue 9B)	14%	50 days	22 Aug '25	22 Oct '25	-278.9 days																													
582	21.DES.PAB.11308	4th - ICE Review Design and Comment on Stormwater (11D, Ref. Issue 9B)	0%	21 days	23 Oct '25	18 Nov '25	-278.9 days																													
583	21.DES.PAB.11309	4th - Binnies Review Design and Comment on Stormwater (11D, Ref. Issue 9B)	0%	21 days	23 Oct '25	18 Nov '25	-278.9 days																													
584	21.DES.PAB.11310	Binnies Issued the Design on Stormwater to HyD & DSD for Review (11D, Ref. Issue 9B)	0%	14 days	18 Nov '25	4 Dec '25	-278.9 days																													
585	21.DES.PAB.11311	HyD & DSD endorse Binnies the Design on Stormwater	0%	14 days	4 Dec '25	20 Dec '25	-278.9 days																													
586	21.DES.PAB.11320	End Use Review, Comment & Approval	0%	45 days	20 Dec '25	14 Feb '26	-278.9 days																													
587	21.DES.PAB.A11400	Design Submission for Hydraulic Design - OR049	59%	634.9 days	1 Jan '24	21 Feb '26	-73 days																													
588	21.DES.PAB.11400	1st - Prepare and Submit Draft Hydraulic for Acceptance	100%	73 days	1 Jan '24	31 Mar '24	0 days																													
589	21.DES.PAB.11401	1st - Binnies Review Design and Comment on Hydraulic	100%	15 days	1 Apr '24	19 Apr '24	0 days																													
590	21.DES.PAB.11402	2nd - Prepare and Submit Draft Hydraulic for Acceptance	100%	60 days	20 Apr '24	3 Jul '24	0 days																													
591	21.DES.PAB.11403	2nd - Binnies Review Design and Comment on Hydraulic	100%	45 days	4 Jul '24	24 Aug '24	0 days																													
592	21.DES.PAB.11404	Binnies provided Supplementary Information for Stimulation	100%	0 days	24 Aug '24	24 Aug '24	0 days																													
593	21.DES.PAB.11405	3rd - Prepare and Submit Hydraulic for Acceptance (11D, Ref. Issue 9B)	9%	75 days	22 Aug '25	21 Nov '25	-281.9 days																													
594	21.DES.PAB.11406	3rd - ICE Review Design and Comment on Hydraulic (11D, Ref. Issue 9B)	0%	14 days	21 Nov '25	8 Dec '25	-281.9 days																													
595	21.DES.PAB.11407	3rd - Binnies Review Design and Comment on Hydraulic (11D, Ref. Issue 9B)	0%	14 days	8 Dec '25	24 Dec '25	-281.9 days																													
596	21.DES.PAB.11408	End Use Review, Comment & Approval	0%	45 days	24 Dec '25	21 Feb '26	-281.9 days																													
597	21.DES.PAB.A11600	Design Submission for Waterman at Tunnel & Caverns - OR068	37%	522.9 days	4 Sep '24	11 Jun '26	-192 days																													
598	21.DES.PAB.11600																																			

[illegible]

[illegible]

[illegible]



[illegible]

[illegible]

[illegible]

[illegible]



ID	Activity ID	Task Name	% Complete	Duration	Start	Finish	Total Slack																												
904	ME-0001	Change from Sheet Pile to Pipe Pile as agreed with PM	100%	0 days	27 Feb '25	27 Feb '25	0 days																												
905	CCEN-0098a	CCEN-0098 - Delay of works due to Inclement Weather in Feb 2025 (At least 1 day) (To be assessed)	100%	1 day	15 Feb '25	15 Feb '25	0 days																												
906	CCEN-0102a	CCEN-0102 - Delay of works due to Inclement Weather in Mar 2025 (At least 0.5 day) (To be assessed)	100%	1.5 days	6 Mar '25	7 Mar '25	0 days																												
907	CCEN-0109a	CCEN-0109 - Delay of works due to Inclement Weather in Apr 2025 (At least 1.5 day) (To be assessed)	100%	1.5 days	25 Apr '25	28 Apr '25	0 days																												
908	CCEN-0113a	CCEN-0113 - Delay of works due to Inclement Weather in May 2025 (At least 2.5 day) (To be assessed)	100%	2.5 days	28 May '25	30 May '25	0 days																												
909	CTR-2506	Inclement & Rainy Weather Conditions with Consequential Impact in Jun 2025 (At least 8.5 days) (To be assessed)	100%	9 days	20 Jun '25	30 Jun '25	0 days																												
910	CTR-2507	Inclement & Rainy Weather Conditions with Consequential Impact in Jul 2025 (At least 7 days) (To be assessed)	100%	7 days	24 Jul '25	31 Jul '25	0 days																												
911	CTR-2508	Inclement & Rainy Weather Conditions with Consequential Impact in Aug 2025 (At least 7 days) (To be assessed)	100%	15 days	2 Aug '25	19 Aug '25	0 days																												
912		1. Site Wide Pre-Works	94%	800 days	6 Feb '23	15 Oct '25	-23 days																												
913	21.PRW.G.10000	Tree Survey at PAB Area	100%	15 days	6 Feb '23	22 Feb '23	0 days																												
914	21.PRW.G.10010	Topographic Survey at PAB Area	100%	12 days	6 Feb '23	18 Feb '23	0 days																												
915	21.PRW.G.10050	UU Detection at PAB & Portion 5	100%	12 days	31 Mar '23	18 Apr '23	0 days																												
916	21.PRW.G.10020	Pre-Condition Survey Site Wide	100%	29 days	26 Apr '23	31 May '23	0 days																												
917	21.PRW.G.10030	TTA Implementation for the exposed work of dia. 1400mm pipe at Lion Rock Road	100%	2 days	4 Nov '24	5 Nov '24	0 days																												
918	21.PRW.G.10040	Trial pit to exposed work of dia. 1400mm pipe at Lion Rock Road & Sheetpiling for Protective sheetpile	100%	10 days	6 Nov '24	16 Nov '24	0 days																												
919	21.PRW.G.10045	Locate Existing Waterman Joints 10m x 2nos.	100%	20 days	18 Nov '24	10 Dec '24	0 days																												
920	21.PRW.G.10050	Installation of steel support frame for DN1400 along Lion Rock Road for Top Heading Left Excavation (Q1)	100%	55 days	18 Dec '24	26 Feb '25	0 days																												
921	21.PRW.G.10051	Installation of steel support frame for DN1400 along Lion Rock Road for Top Heading Right Excavation (Q2) - Impact by CCEN-0099	100%	46 days	1 Mar '25	28 Apr '25	0 days																												
922	21.PRW.G.10060	Boulder Survey	100%	48 days	8 Jun '23	4 Aug '23	0 days																												
923	21.PRW.G.10070	Hazardous Boulder Removal Works	100%	18.9 days	2 Apr '24	24 Apr '24	0 days																												
924	21.PRW.G.10080	Additional GI Work	100%	153.9 days	9 Nov '23	18 May '24	0 days																												
925	21.PRW.G.10090	CLP HV Switch Room Construction, ABWF Works and E&M Installation	100%	188 days	25 Nov '24	17 Jul '25	0 days																												
926	21.PRW.G.10091	CLP Cable duct & Pit Coordination	100%	115 days	25 Nov '24	15 Apr '25	0 days																												
927	21.PRW.G.10092	CLP Cable duct & Pit Construction	100%	200 days	24 Dec '24	30 Aug '25	0 days																												
928	21.PRW.G.10093	Inspection and Handover Cable duct & pit to CLP, Allow access to CLP for Cable Laying	72%	50 days	21 Jul '25	16 Sep '25	-339 days																												
929	21.PRW.G.10094	CLP Cable Laying from Chuk Yuen Road to Site Office CLP HV Switch Room	0%	20 days	17 Sep '25	11 Oct '25	-339 days																												
930	21.PRW.G.10095	CLP Cable & Tx T&C	0%	2 days	13 Oct '25	14 Oct '25	-339 days																												
931	EWN-00XXa	CLP Inspection and additional MCB requirement	100%	1 day	26 May '25	26 May '25	0 days																												
932	EWN-00XXb	Procurement and Installation of additional MCB	100%	25 days	27 May '25	25 Jun '25	0 days																												
933	21.PRW.G.10098	CLP Re-inspection of HV Switch Room	100%	1 day	26 Jun '25	26 Jun '25	0 days																												
934	21.PRW.G.10096A	CLP HV Switch Delivery on site	0%	1 day	3 Sep '25	4 Sep '25	-323.9 days																												
935	21.PRW.G.10096B	CLP HV Switch Installation	0%	15 days	4 Sep '25	22 Sep '25	-323.9 days																												
936	21.PRW.G.10099	CLP HV Switch Room Power On	0%	1 day	15 Oct '25	15 Oct '25	-339 days																												
937	21.PRW.G.10100	Site Office Modification	79%	68 days	28 Jun '25	16 Sep '25	-148.1 days																												
938		2. Relocation of Transit Nursery	100%	235 days	9 Dec '22	23 Sep '23	0 days																												
939	SW-RTN-1020	Access to Portion 4	100%	0 days	9 Dec '22	9 Dec '22	0 days																												
940	SW-RTN-1010	Liaise with LCSD for facilities relocation arrangement	100%	51 days	9 Dec '22	28 Jan '23	0 days																												
941	SW-RTN-1050	Relocation of Transit Nursery and other LCSD's facilities to Portion 4	100%	26 days	6 Feb '23	3 Mar '23	0 days																												
942	SW-RTN-1040	Civil construction works, e.g. water supply, in Portion 4	100%	235 days	29 Jan '23	20 Sep '23	0 days																												
943	SW-RTN-1060	Test and Commissioning of water supply and LCSD's facilities	100%	2 days	22 Sep '23																														

[illegible]

ID	Activity ID	Task Name	% Complete	Duration	Start	Finish	Total Slack	2023												2024				2025				2026				2027				2028				2029			
								Qtr 4	Qtr 1	Qtr 2	Qtr 3	Qtr 4	Qtr 1	Qtr 2	Qtr 3	Qtr 4	Qtr 1	Qtr 2	Qtr 3	Qtr 4	Qtr 1	Qtr 2	Qtr 3	Qtr 4	Qtr 1	Qtr 2	Qtr 3	Qtr 4	Qtr 1	Qtr 2	Qtr 3	Qtr 4	Qtr 1	Qtr 2	Qtr 3	Qtr 4							
990	SW-PAB-3304	Construction of Base Slab, Wing Slab (Southern Side)	100%	25 days	20 Jul '24	13 Aug '24	0 days																																				
991	CCEN-0072-CCC	Inclement Weather of July 2024 and/or its Consequences Adversely Affecting the Progress of the Works	100%	1 day	30 Jul '24	31 Jul '24	0 days																																				
992	SW-PAB-3305	Construction of Corbels	100%	8 days	17 Aug '24	26 Aug '24	0 days																																				
993	SW-PAB-3306	Construction of Base Slab, Wing Slab (Northern Side)	100%	40 days	14 Aug '24	30 Sep '24	0 days																																				
994	CCEN-0073-CCA	Inclement Weather of August 2024 and/or its Consequences Adversely Affecting the Progress of the Works	100%	8.5 days	22 Aug '24	31 Aug '24	0 days																																				
995	CCEN-0077-CCA	Inclement Weather of Sep 2024 and/or its Consequences Adversely Affecting the Progress of the Works	100%	7 days	23 Sep '24	30 Sep '24	0 days																																				
996	SW-PAB-3307	Construction of Lower Wall (both side)	100%	12 days	2 Oct '24	16 Oct '24	0 days																																				
997	SW-PAB-3308	Installation of Waterproof Membrane onto Walls	100%	4 days	17 Oct '24	21 Oct '24	0 days																																				
998	SW-PAB-3309	Installation of King Posts and lower Raking Struts and Bracings	100%	3 days	22 Oct '24	24 Oct '24	0 days																																				
999	SW-PAB-3310	Casting of lean concrete at the northern side of the Base Slab	100%	1 day	5 Oct '24	5 Oct '24	0 days																																				
1000	SW-PAB-3311	Backfilling on Base Slab to +77.0mPD (approx. 4m high)	100%	7 days	19 Oct '24	26 Oct '24	0 days																																				
1001	SW-PAB-3312	Construction of mass concrete at eastern and western side of the Base Slab	100%	2 days	25 Oct '24	26 Oct '24	0 days																																				
1002	SW-PAB-3313	Construction of Structural Blinding Layer with Curing	100%	3 days	28 Oct '24	30 Oct '24	0 days																																				
1003	SW-PAB-3340	Installation of Flying Struts	100%	20 days	20 Feb '25	15 Mar '25	0 days																																				
1004	SW-PAB-3350	Construction of Cut and Cover Tunnel Box Structure	0%	114 days	22 Nov '25	15 Apr '26	-286.9 days																																				
1005	SW-PAB-3352	C&C Tunnel Box Left, Wall	0%	25 days	22 Nov '25	22 Dec '25	-286.9 days																																				
1006	SW-PAB-3353	C&C Tunnel Box Right, Wall	0%	25 days	22 Dec '25	23 Jan '26	-286.9 days																																				
1007	SW-PAB-3351	Falsework Erection for Roof Slab Construction	0%	14 days	23 Jan '26	9 Feb '26	-286.9 days																																				
1008	SW-PAB-3354	C&C Tunnel Box Roof Slab	0%	50 days	9																																						



[illegible]











ID	Activity ID	Task Name	% Complete	Duration	Start	Finish	Total Slack	2023				2024				2025				2026				2027				2028				2029																																																																																																																																																																																																																																																																																																																																																																																																																																																																																																																																																																																																																																																																																																																																																																																																																																																																																																																																																																																																																																																																																																																																																																																																																																																																																																																																																																																																														
								Qtr 4	Qtr 1	Qtr 2	Qtr 3	Qtr 4	Qtr 1	Qtr 2	Qtr 3	Qtr 4	Qtr 1	Qtr 2	Qtr 3	Qtr 4	Qtr 1	Qtr 2	Qtr 3	Qtr 4	Qtr 1	Qtr 2	Qtr 3	Qtr 4	Qtr 1	Qtr 2	Qtr 3	Qtr 4	Qtr 1	Qtr 2	Qtr 3	Qtr 4																																																																																																																																																																																																																																																																																																																																																																																																																																																																																																																																																																																																																																																																																																																																																																																																																																																																																																																																																																																																																																																																																																																																																																																																																																																																																																																																																																																																										
1291	SW-VAT-3930	D&B Excavation - Bottom Bench Left - CH230 to CH280	0%	20 days	28 Dec '26	20 Jan '27	-342 days																																																																																																																																																																																																																																																																																																																																																																																																																																																																																																																																																																																																																																																																																																																																																																																																																																																																																																																																																																																																																																																																																																																																																																																																																																																																																																																																																																																																																																							













ID	Activity ID	Task Name	% Complete	Duration	Start	Finish	Total Slack	2023												2024				2025				2026				2027				2028				2029			
								Qtr 4	Qtr 1	Qtr 2	Qtr 3	Qtr 4	Qtr 1	Qtr 2	Qtr 3	Qtr 4	Qtr 1	Qtr 2	Qtr 3	Qtr 4	Qtr 1	Qtr 2	Qtr 3	Qtr 4	Qtr 1	Qtr 2	Qtr 3	Qtr 4	Qtr 1	Qtr 2	Qtr 3	Qtr 4											
1506	CCEN-034-EWN-0047-P3	EWN-0047/CCEN-0034 - Obstruction to Excavation Work by Underground Boulders	0%	10 days	17 Mar '26	28 Mar '26	-314 days																																				
1507	SW-WM-02110C	Pit 3 Construction (CH200) (Common Pit of A&B) - Stage 2 - Receiving Pit from Pit 5 (Pipe Pile Pit - Change from Sheet Pile as agreed with PM) (CCEN-0034)	0%	75 days	21 Sep '26	21 Dec '26	-313 days																																				
1508	TIA-PJM1-3rd-01	Coordination with TD if TIA is required for Pipe Jacking Machine Delivery On-site (at least Six months before deliverv on-site) - PJM 1 - 3rd Drive	27%	90 days	4 Aug '25	19 Nov '25	-308.1 days																																				
1509	TIA-PJM1-3rd-02	Confirmation by TD if TIA is required for Pipe Jacking Machine Delivery On-site (at least Two months before deliverv on-site) - PJM 1 - 3rd Drive	0%	0 days	19 Nov '25	19 Nov '25	-308.1 days																																				
1510	SW-WM-A02120	Pipe Jacking Period (From Pit 2 to Pit 3) - Trenchless A2 - PJM 1 - Alignment A - 3rd Drive	0%	79 days	30 Jan '26	11 May '26	-317 days																																				
1511	SW-WM-02120	Plant Mobilization & Pre-excavation Preparation	0%	12 days	30 Jan '26	13 Feb '26	-317 days																																				
1512	SW-WM-02130	Excavation (120m), 2m/d	0%	60 days	14 Feb '26	4 May '26	-317 days																																				
1513	SW-WM-02140	Plant Demobilization	0%	6 days	4 May '26	11 May '26	-317 days																																				
1514	SW-WM-02150	Grouting for Concrete Pipe Sleeve (Outer periphery) & Removal of Inter Jacking (3 nos.)	0%	8 days	11 May '26	20 May '26	57.9 days																																				
1515	SW-WM-02151	Pipe Bracket, Steel Frame Installation and Concrete Platform Casting	0%	30 days	20 May '26	26 Jun '26	57.9 days																																				
1516	SW-WM-02152	Pipe Installation (120m x 3nos; 6m x 3 /d) with Pressure Test	0%	30 days	26 Jun '26	1 Aug '26	57.9 days																																				
1517	TIA-PJM1-4th-01	Coordinatin with TD if TIA is required for Pipe Jacking Machine Delivery On-site (at least Six months before deliverv on-site) - PJM 1 - 4th Drive	0%	90 days	27 Oct '25	12 Feb '26	-299.1 days																																				
1518	TIA-PJM1-4th-02	Confirmation by TD if TIA is required for Pipe Jacking Machine Delivery On-site (at least Two months before deliverv on-site) - PJM 1 - 4th Drive	0%	0 days	12 Feb '26	12 Feb '26	-299.1 days																																				
1519	SW-WM-A02160	Pipe Jacking Period (From Pit 2 to Pit 3) - Trenchless B2 - PJM 1 - Alignment B - 4th Drive	0%	78 days	11 May '26	13 Aug '26	-317 days																																				
1520	SW-WM-02160	Plant Mobilization & Pre-excavation Preparation	0%	12 days	11 May '26	26 May '26	-317 days																																				
1521	SW-WM-02170	Excavation (120m), 2m/d	0%	60 days	26 May '26	6 Aug '26	-317 days																																				
1522	SW-WM-02180	Plant Demobilization	0%	6 days	6 Aug '26	13 Aug '26	-317 days																																				
1523	SW-WM-02190	Grouting for Concrete Pipe Sleeve (Outer periphery) & Removal of Inter Jacking (3 nos.)	0%	8 days	13 Aug '26	22 Aug '26	-313 days																																				
1524	SW-WM-02191	Pipe Bracket, Steel Frame Installation and Concrete Platform Casting	0%	30 days	22 Aug '26	28 Sep '26	-313 days																																				
1525	SW-WM-02192	Pipe Installation (120m x 3nos; 6m x 3 /d) with Pressure Test	0%	30 days	28 Sep '26	4 Nov '26	-20.1 days																																				
1526	SW-WM-02200	Waterman Laying (Connection with Chamber), CHA190-CHA210	0%	90 days	8 Jun '27	24 Sep '27	-163.1 days																																				
1527	SW-WM-02205	Construction of Valve Chamber 3 (CHA190) after Trenchless B2	0%	120 days	8 Jun '27	1 Nov '27	-193.1 days																																				
1528	SW-WM-02210	Reinstatement of Pit 3 (CHA190)	0%	45 days	1 Nov '27	23 Dec '27	-193.1 days																																				
1529		3. Open Trench - CHA190 to CHA420	63%	787 days	1 Feb '24	25 Sep '26	175.8 days																																				
1530	CCEN-0058-03001	CHA210-CHA240, CCEN-0058, Material Change from PN16 to PN25 for DN450 Fresh Waterman	100%	36 days	23 Apr '24	5 Jun '24	0 days																																				
1531	EWN-0046-CCEN-0069-C	CHA210-CHA240, EWN-0046/CCEN-0069 - Uncharted Underground Utility at Tin Wang Court	100%	20 days	24 Jul '24	15 Aug '24	0 days																																				
1532	SW-WM-A03001	From CHA210 - CHA240, TTA/Trial Pit/ELS/Pipe Laying/Backfill, 2 x FW, 1 x SW	100%	330 days	1 Feb '24	13 Mar '25	0 days																																				
1533	SW-WM-A03010	From CHA210 - CHA240, Road Reinstatement & TTA Modification	100%	6 days	11 Aug '25	16 Aug '25	0 days																																				
1534	SW-WM-A03100	From CHA240 - CHA252, TTA/Trial Pit/ELS/Pipe Laying/Backfill/Reinstate Road, 2 x FW. 1 x SW	100%	126 days	14 Mar '25	16 Aug '25	0 days																																				
1535	SW-WM-03100	TTA Implementation	100%	2 days	14 Mar '25	15 Mar '25	0 days																																				
1536	SW-WM-03110	1. Excavation & ELS (6m)	100%	7 days	17 Mar '25	24 Mar '25	0 days																																				
1537	SW-WM-03111	1. Pipe Laying	100%	5 days	25 Mar '25	29 Mar '25	0 days																																				
1538	SW-WM-03120	2. Excavation & ELS (6m)	100%	7 days	31 Mar '25	8 Apr '25	0 days																																				
1539	SW-WM-03121	2. Pipe Laying	100%	4 days	9 Apr '25	12 Apr '25	0 days																																				
1540	SW-WM-03122	Backfill & SRT	100%	95 days	14 Apr '25	9 Aug '25																																					















ID	Activity ID	Task Name	% Complete	Duration	Start	Finish	Total Slack	2023												2024				2025				2026				2027				2028				2029																																																																																																																																																																																																																																																																																																																																																																																																																																																																																																																																																																																																																																																																																																																																																																																																																																																																																																																																																																																																																																																																																																																																																																																																																																																																																																																																																									
								Qtr 4	Qtr 1	Qtr 2	Qtr 3	Qtr 4	Qtr 1	Qtr 2	Qtr 3	Qtr 4	Qtr 1	Qtr 2	Qtr 3	Qtr 4	Qtr 1	Qtr 2	Qtr 3	Qtr 4	Qtr 1	Qtr 2	Qtr 3	Qtr 4	Qtr 1	Qtr 2	Qtr 3	Qtr 4	Qtr 1	Qtr 2	Qtr 3	Qtr 4																																																																																																																																																																																																																																																																																																																																																																																																																																																																																																																																																																																																																																																																																																																																																																																																																																																																																																																																																																																																																																																																																																																																																																																																																																																																																																																																																													
1764	SW-WM-06012	UU Detection & Trial Pit	100%	30 days	15 Aug '23	18 Sep '23	0 days																																																																																																																																																																																																																																																																																																																																																																																																																																																																																																																																																																																																																																																																																																																																																																																																																																																																																																																																																																																																																																																																																																																																																																																																																																																																																																																																																																																										

ID	Activity ID	Task Name	% Complete	Duration	Start	Finish	Total Slack	2023				2024				2025				2026				2027				2028				2029			
								Qtr 4	Qtr 1	Qtr 2	Qtr 3	Qtr 4	Qtr 1	Qtr 2	Qtr 3	Qtr 4	Qtr 1	Qtr 2	Qtr 3	Qtr 4	Qtr 1	Qtr 2	Qtr 3	Qtr 4	Qtr 1	Qtr 2	Qtr 3	Qtr 4	Qtr 1	Qtr 2	Qtr 3	Qtr 4	Qtr 1	Qtr 2	Qtr 3
1807	SW-WM-08030	Waterman Laying (Connection to Chamber), CHA820-CHA840	0%	90 days	15 Apr '26	3 Aug '26	-81.76 days																												
1808	SW-WM-08040	Construction of Valve Chamber 8 (CHA820)	0%	120 days	15 Apr '26	7 Sep '26	-111.76 days																												
1809	SW-WM-08050	Reinstatement of Pit 8 (CHA820)	0%	36 days	7 Sep '26	22 Oct '26	-111.76 days																												
1810		2. Chuk Yuen Road (CHA840 to CHA1210) - Alignment A	44%	1402.1 days	5 Oct '23	29 Jun '28	-311.3 days																												
1811		1. Open Trench - CHA840 to CHA1070	69%	1172.56 days	5 Oct '23	17 Sep '27	-111.76 days																												
1812	SW-WM-A09000	From CHA840 - CH860, TTA/Trial Pit/ELS/Pipe Laying/Backfill/Reinstate Road, 2 x FW. 1 x SW	0%	72 days	22 Oct '26	18 Jan '27	-111.76 days																												
1813	SW-WM-09000	TTA Implementation	0%	4 days	22 Oct '26	27 Oct '26	-111.76 days																												
1814	SW-WM-09010	1. Excavation & ELS (6m)	0%	7 days	27 Oct '26	4 Nov '26	-111.76 days																												
1815	SW-WM-09011	1. Pipe Laying	0%	2 days	4 Nov '26	6 Nov '26	-111.76 days																												
1816	SW-WM-09012	1. Backfill & SRT	0%	12 days	6 Nov '26	20 Nov '26	-102.76 days																												
1817	SW-WM-09020	2. Excavation & ELS (6m)	0%	7 days	6 Nov '26	14 Nov '26	-111.76 days																												
1818	SW-WM-09021	2. Pipe Laying	0%	2 days	14 Nov '26	17 Nov '26	-111.76 days																												
1819	SW-WM-09022	2. Backfill & SRT	0%	12 days	17 Nov '26	1 Dec '26	-111.76 days																												
1820	SW-WM-09023	Road Reinstatement (12m)	0%	4 days	1 Dec '26	5 Dec '26	-111.76 days																												
1821	SW-WM-09024	TTA Modification	0%	1 day	5 Dec '26	7 Dec '26	-111.76 days																												
1822	SW-WM-09030	3. Excavation & ELS (8m)	0%	9 days	7 Dec '26	17 Dec '26	-111.76 days																												
1823	SW-WM-09031	3. Pipe Laying	0%	3 days	17 Dec '26	21 Dec '26	-111.76 days																												
1824	SW-WM-09032	3. Backfill & SRT	0%	14 days	21 Dec '26	9 Jan '27	-111.76 days																												
1825	SW-WM-09043	Road Reinstatement (8m)	0%	6 days	9 Jan '27	16 Jan '27	-111.76 days																												
1826	SW-WM-09044	TTA Modification	0%	1 day	16 Jan '27	18 Jan '27	-111.76 days																												
1827	SW-WM-A09100	From CHA860 - CH8																																	

ID	Activity ID	Task Name	% Complete	Duration	Start	Finish	Total Slack	2023												2024				2025			2026				2027				2028				2029		
								Qtr 4	Qtr 1	Qtr 2	Qtr 3	Qtr 4	Qtr 1	Qtr 2	Qtr 3	Qtr 4	Qtr 1	Qtr 2	Qtr 3	Qtr 4	Qtr 1	Qtr 2	Qtr 3	Qtr 4	Qtr 1	Qtr 2	Qtr 3	Qtr 4	Qtr 1	Qtr 2	Qtr 3	Qtr 4									
1850	SW-WM-09223	Road Reinstatement (12m)	0%	6 days	22 Jun '27	29 Jun '27	-111.76 days																																		
1851	SW-WM-09224	TTA Modification	0%	4 days	29 Jun '27	5 Jul '27	-111.76 days																																		
1852	SW-WM-09230	3. Excavation & ELS (6m)	0%	10 days	5 Jul '27	16 Jul '27	-111.76 days																																		
1853	SW-WM-09231	3. Pipe Laying	0%	4 days	16 Jul '27	21 Jul '27	-111.76 days																																		
1854	SW-WM-09232	3. Backfill & SRT	0%	15 days	21 Jul '27	7 Aug '27	-97.76 days																																		
1855	SW-WM-09240	4. Excavation & ELS (6m)	0%	10 days	21 Jul '27	2 Aug '27	-111.76 days																																		
1856	SW-WM-09241	4. Pipe Laying	0%	4 days	2 Aug '27	6 Aug '27	-111.76 days																																		
1857	SW-WM-09242	4. Backfill & SRT	0%	15 days	6 Aug '27	24 Aug '27	-111.76 days																																		
1858	SW-WM-09243	Road Reinstatement (12m)	0%	10 days	24 Aug '27	4 Sep '27	-111.76 days																																		
1859	SW-WM-09244	TTA Modification	0%	10 days	4 Sep '27	17 Sep '27	-111.76 days																																		
1860	SW-WM-A09280	CHA904 - CHA975, TTA/Trial Pit/ELS/Pipe Laying/Backfill/Reinstate Road, 2 x FW, 1 x SW	98%	592 days	5 Oct '23	30 Sep '25	-4 days																																		
1861	CCEN-0044-09300	CCEN-0044, CHA900-CHA930, Request from Management Office of Chuk Yuen North Estate and Tsui Chuk Garden to Temporary Remove the Temporary	100%	9 days	7 Feb '24	19 Feb '24	0 days																																		
1862	CCEN-0058-09350	CCEN-0058, CHA955-CHA972, Material Change from PN16 to PN25 for DN450 Fresh Waterman	100%	21 days	4 Jun '24	28 Jun '24	0 days																																		
1863	PMI-035-09300	PMI-035, Partly Demolition of the Existing Chamber Base Slab by Saw Cut Method at Chuk Yuen Road near Sports Centre	100%	30 days	29 Aug '24	4 Oct '24	0 days																																		
1864	SW-WM-A09280	CHA904 - CHA922, TTA/Trial Pit/ELS/Pipe Laying/Backfill, 2 x FW, 1 x SW	100%	290 days	7 Feb '24	28 Jan '25	0 days																																		
1865	SW-WM-A09281	CHA904-CHA915 - Road Reinstatement (11m)	100%	10 days	1 Feb '25	12 Feb '25	0 days																																		
1866	SW-WM-A09300	From CHA922 - CHA930, TTA/Trial Pit/ELS/Pipe Laying/Backfill, 2 x FW, 1 x SW	100%	86 days	17 May '25	27 Aug '25	0 days																																		
1867	PEWN-PCE-A09300-1	Unforeseen Boulder During Pipe Trench Excavation - Chuk Yuen Road Sport Centre	100%	6 days	24 May '25	30 May '25	0 days																																		
1868	SW-WM-09310	1. Excavation & ELS (8m)	100%	20 days	17 May '25	10 Jun '25	0 days																																		
1869	SW-WM-09311	1. Pipe Laying	100%	14 days	11 Jun '25	26 Jun '25	0 days																																		
1870	SW-WM-09312A	1. Bend Block Construction	100%	12 days	27 Jun '25	11 Jul '25	0 days																																		
1871	SW-WM-09312B	1. CE-XX, Coring of Bend Block study and site works	100%	28 days	12 Jul '25	13 Aug '25	0 days																																		
1872	SW-WM-09322	1. Backfill & SRT	100%	12 days	14 Aug '25	27 Aug '25	0 days																																		
1873	SW-WM-A09360	CHA930 - CHA936, TTA/Trial Pit/ELS/Pipe Laying/Backfill, 2 x FW, 1 x SW	100%	130 days	20 Mar '25	27 Aug '25	0 days																																		
1874	SW-WM-09360	1. Excavation & ELS (6m)	100%	9 days	20 Mar '25	29 Mar '25	0 days																																		
1875	SW-WM-09361	1. Pipe Laying	100%	3 days	31 Mar '25	2 Apr '25	0 days																																		
1876	SW-WM-09362	1. Backfill & SRT	100%	20 days	3 Apr '25	30 Apr '25	0 days																																		
1877	SW-WM-09363	Backfill & SRT	100%	12 days	14 Aug '25	27 Aug '25	0 days																																		
1878	SW-WM-A09370	CHA960 - CHA975, TTA/Trial Pit/ELS/Pipe Laying/Backfill, 2 x FW, 1 x SW	100%	80 days	5 Oct '23	10 Jan '24	0 days																																		
1879	CCEN-0058-13300	CCEN-0058, CHA900 - CHA1050, Material Change from PN16 to PN25 for DN450 Fresh Waterman	100%	21 days	11 May '24	5 Jun '24	0 days																																		
1880	SW-WM-A09350	CHA936 - CHA944, TTA/Trial Pit/ELS/Pipe Laying, 2 x FW, 1 x SW	100%	235 days	6 Jun '24	19 Mar '25	0 days																																		
1881	SW-WM-09350	CHA936 - CHA944, Backfill & SRT	100%	112 days	3 Apr '25	20 Aug '25	0 days																																		
1882	SW-WM-A09351	CHA944 - CHA974, TTA/Trial Pit/ELS/Pipe Laying/Backfill, 2 x FW, 1 x SW	100%	235 days	6 Jun '24	19 Mar '25	0 days																																		
1883	SW-WM-09242	CHA950-CHA960 - Road Reinstatement (10m)	100%	10 days	5 Nov '24	15 Nov '24	0 days																																		
1884	SW-WM-09243A	CHA938-CHA944 - Temp. Road Reinstatement to Others (6m)	100%	4 days	21 Aug '25	25 Aug '25	0 days																																		
1885	SW-WM-09243B	CHA915-CHA938 / CHA944-CHA950 - Road Reinstatement (29m)	12%	25 days	28 Aug '25	25 Sep '25	-267.3 days																																		
1886	SW-WM-09245	CHA915-CHA960 - TTA Modification	0%	4 days	26 Sep '25	30 Sep '25	-267.3 days																																		
1887	SW-WM-09246	CHA960-CHA975 - Road Reinstatement (15m)	100%	10 days	11 Jan '24	22 Jan '24	0 days																																		
1888	SW-WM-09247	CHA960-CHA975 - TTA Modification	100%	2 days	23 Jan '24	24 Jan '24	0 days																																		
1889	SW-HyD-00980A	CHA975-CHA980, Occupied by HyD	70%	320 days	26 Nov '24	23 Dec '25	-228.3 days																																		
1890	SW-HyD-00980B	CHA980-CHA1000, Occupied by HyD	100%	132 days	1 Nov '24	11 Apr '25	0 days																																		
1891	SW-WM-A09400	From CHA975 - CHA981, TTA/Trial Pit/ELS/Pipe Laying/Backfill/Reinstate Road, 2 x FW, 1x SW	0%	30 days	24 Dec '25	30 Jan '26	-228.3 days																																		
1892	SW-WM-09400	TTA Implementation	0%	4 days	24 Dec '25	30 Dec '25	-228.3 days																																		

ID	Activity ID	Task Name	% Complete	Duration	Start	Finish	Total Slack	2023																2024				2025				2026				2027				2028				2029																																																																																																																																																																																																																																																																																																																																																																																																																																																																																																																																																																																																																																																																																																																																																																																																																																																																																																																																																																																																																																																																																																																																																																																																																																				
								Qtr 4	Qtr 1	Qtr 2	Qtr 3	Qtr 4	Qtr 1	Qtr 2	Qtr 3	Qtr 4	Qtr 1	Qtr 2	Qtr 3	Qtr 4	Qtr 1	Qtr 2	Qtr 3	Qtr 4	Qtr 1	Qtr 2	Qtr 3	Qtr 4	Qtr 1	Qtr 2	Qtr 3	Qtr 4	Qtr 1	Qtr 2	Qtr 3	Qtr 4																																																																																																																																																																																																																																																																																																																																																																																																																																																																																																																																																																																																																																																																																																																																																																																																																																																																																																																																																																																																																																																																																																																																																																																																																																												
1893	SW-WM-09410	1. Excavation & ELS (6m)	0%	7 days	31 Dec '25	8 Jan '26	-228.3 days																																																																																																																																																																																																																																																																																																																																																																																																																																																																																																																																																																																																																																																																																																																																																																																																																																																																																																																																																																																																																																																																																																																																																																																																																																																																									



[illegible]



ID	Activity ID	Task Name	% Complete	Duration	Start	Finish	Total Slack																																																																																																																																																																																																																																																																																																																																																																																																																																																																																																																																																																																																																																																																																																																																																																																																																																																																																																																																																																																																																																																																																																																																																																																																																																																																																																																																																																
								Qtr 4	2023	Qtr 1	Qtr 2	Qtr 3	Qtr 4	2024	Qtr 1	Qtr 2	Qtr 3	Qtr 4	2025	Qtr 1	Qtr 2	Qtr 3	Qtr 4	2026	Qtr 1	Qtr 2	Qtr 3	Qtr 4	2027	Qtr 1	Qtr 2	Qtr 3	Qtr 4	2028	Qtr 1	Qtr 2	Qtr 3	Qtr 4	2029	Qtr 1	Qtr 2	Qtr 3	Qtr 4																																																																																																																																																																																																																																																																																																																																																																																																																																																																																																																																																																																																																																																																																																																																																																																																																																																																																																																																																																																																																																																																																																																																																																																																																																																																																																																												
1979	SW-WM-09930	Reinstatement of Pit 11A2 (CHA1180)	0%	30 days	24 May '28	28 Jun '28	-311.3 days																																																																																																																																																																																																																																																																																																																																																																																																																																																																																																																																																																																																																																																																																																																																																																																																																																																																																																																																																																																																																																																																																																																																																																																																																																																																																																																																																																

Activity ID		Task Name	% Complete	Duration	Start	Finish	Total Slack	Gantt Chart															
ID	Activity ID	Task Name	% Complete	Duration	Start	Finish	Total Slack	Gantt Chart															
2022	TIA-PJM2-3rd-01	Coordination with TD if TIA is required for Pipe Jacking Machine Delivery On-site (at least Six months before delivery on-site) - PJM 2 - 3rd Drive	0%	90 days	30 Jul '26	14 Nov '26	-298 days																
2023	TIA-PJM2-3rd-02	Confirmation by TD if TIA is required for Pipe Jacking Machine Delivery On-site (at least Two months before delivery on-site) - PJM 2 - 3rd Drive	0%	0 days	14 Nov '26	14 Nov '26	-298 days																
2024	SW-WM-A11110	Pipe Jacking Period (From Pit 14 to Pit 15) - Trenchless C2 - PJM 2 - Alignment A - 2nd Drive	0%	121 days	23 Jan '27	24 Jun '27	-307 days																
2025	SW-WM-11110	Plant Mobilization	0%	12 days	23 Jan '27	5 Feb '27	-304 days																
2026	SW-WM-11120	Excavation (200m), 2m/d	0%	100 days	13 Feb '27	17 Jun '27	-307 days																
2027	SW-WM-11130	Plant Demobilization	0%	6 days	18 Jun '27	24 Jun '27	-307 days																
2028	SW-WM-11140	Grouting for Concrete Pipe Sleeve (Outer periphery) & Removal of Inter Jacking (9 nos.)	0%	20 days	25 Jun '27	19 Jul '27	-307 days																
2029	SW-WM-11141	Pipe Bracket, Steel Frame Installation and Concrete Platform Casting	0%	75 days	20 Jul '27	18 Oct '27	-307 days																
2030	SW-WM-11142	Pipe Installation (390m x 2nos; 6m x 2 /d) with Pressure Test	0%	65 days	19 Oct '27	5 Jan '28	-307 days																
2031	SW-WM-11150	Construction of Valve Chamber 14 (CHA1380)	0%	100 days	6 Jan '28	11 May '28	-307 days																
2032	SW-WM-11160	Reinstatement of Pit 14 (CHA1380)	0%	35 days	12 May '28	22 Jun '28	-307 days																
2033		3. Trenchless - Pit 15 - CHA1600 to CHA1610 - PJM 2	0%	661 days	28 Mar '26	22 Jun '28	-307 days																
2034	SW-WM-11205	TTA Implementation	0%	10 days	28 Mar '26	11 Apr '26	-307 days																
2035	SW-WM-11206	Existing Underground Utility Diversion (Temp.) (To be agreed with Relevant UU Parties)	0%	130 days	13 Apr '26	15 Sep '26	-307 days																
2036	SW-WM-11200	Pit 15 Construction (CHA1600) (Pipe Pile Pit - Changed from Sheet Pile as agreed with PM) (EWN-0047/CCEN-0038)	0%	180 days	16 Sep '26	28 Apr '27	-307 days																
2037	EWN-0047-P15A	EWN-0047 - Obstruction to Pit 15 Excavation, Waling, Lagging & Strut Installation by Underground Boulder	0%	10 days	29 Apr '27	11 May '27	-307 days																
2038	SW-WM-11210	Waterman Laying (Connection to Chamber), CHA1600-CHA1620	0%	90 days	6 Jan '28	27 Apr '28	-297 days																
2039	SW-WM-11220	Construction of Valve Chamber 15 (CHA1600)	0%	100 days	6 Jan '28	11 May '28	-307 days																
2040	SW-WM-11230	Reinstatement of Pit 15 (CHA1600)	0%	35 days	12 May '28	22 Jun '28	-307 days																
2041		4. Tsz Wan Shan Road (CHA1610 to CHA1790) - Alignment A	62%	1412 days	3 Aug '23	9 May '28	-269.2 days																
2042		1. Open Trench - CHA1610 to CHA1790	62%	1412 days	3 Aug '23	9 May '28	-269.2 days																
2043	SW-WM-A12000	From CHA1650 - CHA1620, TTA/Trial Pit/ELS/Pipe Laying/Backfill/Reinstate Road. 1 x FW. 1 x SW	0%	100 days	24 Jan '26	29 May '26	170 days																
2044	SW-WM-12000	TTA Implementation	0%	4 days	24 Jan '26	28 Jan '26	170 days																
2045	SW-WM-12010	1. Excavation & ELS (6m)	0%	7 days	29 Jan '26	5 Feb '26	170 days																
2046	SW-WM-12011	1. Pipe Laying	0%	2 days	6 Feb '26	7 Feb '26	170 days																
2047	SW-WM-12012	1. Backfill & SRT	0%	12 days	9 Feb '26	25 Feb '26	179 days																
2048	SW-WM-12020	2. Excavation & ELS (6m)	0%	7 days	9 Feb '26	16 Feb '26	170 days																
2049	SW-WM-12021	2. Pipe Laying	0%	2 days	20 Feb '26	21 Feb '26	170 days																
2050	SW-WM-12022	2. Backfill & SRT	0%	12 days	23 Feb '26	7 Mar '26	170 days																
2051	SW-WM-12023	Road Reinstatement (12m)	0%	4 days	9 Mar '26	12 Mar '26	170 days																
2052	SW-WM-12024	TTA Modification	0%	1 day	13 Mar '26	13 Mar '26	170 days																
2053	SW-WM-12030	3. Excavation & ELS (6m)	0%	7 days	14 Mar '26	21 Mar '26	170 days																
2054	SW-WM-12031	3. Pipe Laying	0%	2 days	23 Mar '26	24 Mar '26	170 days																
2055	SW-WM-12032	3. Backfill & SRT	0%	12 days	25 Mar '26	10 Apr '26	179 days																
2056	SW-WM-12040	4. Excavation & ELS (6m)	0%	7 days	25 Mar '26	1 Apr '26	170 days																
2057	SW-WM-12041	4. Pipe Laying	0%	2 days	2 Apr '26	7 Apr '26	170 days																
2058	SW-WM-12042	4. Backfill & SRT	0%	12 days	8 Apr '26	21 Apr '26	170 days																
2059	SW-WM-12043	Road Reinstatement (12m)	0%	4 days	22 Apr '26	25 Apr '26	170 days																
2060	SW-WM-12044	TTA Modification	0%	1 day	27 Apr '26	27 Apr '26	170 days																
2061	SW-WM-12050	5. Excavation & ELS (6m)	0%	7 days	28 Apr '26	6 May '26	170 days	</															

ID	Activity ID	Task Name	% Complete	Duration	Start	Finish	Total Slack	2023																2024				2025				2026				2027				2028				2029			
								Qtr 4	Qtr 1	Qtr 2	Qtr 3	Qtr 4	Qtr 1	Qtr 2	Qtr 3	Qtr 4	Qtr 1	Qtr 2	Qtr 3	Qtr 4	Qtr 1	Qtr 2	Qtr 3	Qtr 4	Qtr 1	Qtr 2	Qtr 3	Qtr 4	Qtr 1	Qtr 2	Qtr 3	Qtr 4	Qtr 1	Qtr 2	Qtr 3	Qtr 4											
2065	SW-WM-12054	TTA Modification	0%	1 day	29 May '26	29 May '26	170 days																																								
2066	SW-WM-A12800	From CHA1680 - CHA1650, TTA/Trial Pit/ELS/Pipe Laying/Backfill/Reinstate Road. 1 x FW. 1x SW	3%	124 days	26 Aug '25	23 Jan '26	170 days																																								
2067	SW-WM-12801	TTA Implementation & Preparation	63%	8 days	26 Aug '25	3 Sep '25	-307 days																																								
2068	SW-WM-12810	1. Excavation & ELS (6m)	0%	9 days	4 Sep '25	13 Sep '25	-307 days																																								
2069	SW-WM-12811	1. Pipe Laying	0%	2 days	15 Sep '25	16 Sep '25	-307 days																																								
2070	SW-WM-12812	1. Backfill & SRT	0%	14 days	17 Sep '25	3 Oct '25	-296 days																																								
2071	SW-WM-12820	2. Excavation & ELS (6m)	0%	9 days	17 Sep '25	26 Sep '25	-307 days																																								
2072	SW-WM-12821	2. Pipe Laying	0%	2 days	27 Sep '25	29 Sep '25	-307 days																																								
2073	SW-WM-12822	2. Backfill & SRT	0%	14 days	30 Sep '25	17 Oct '25	-307 days																																								
2074	SW-WM-12823	Road Reinstatement (12m)	0%	4 days	18 Oct '25	22 Oct '25	-307 days																																								
2075	SW-WM-12824	TTA Modification	0%	1 day	23 Oct '25	23 Oct '25	-307 days																																								
2076	SW-WM-12830	3. Excavation & ELS (6m)	0%	9 days	24 Oct '25	4 Nov '25	-307 days																																								
2077	SW-WM-12831	3. Pipe Laying	0%	2 days	5 Nov '25	6 Nov '25	-307 days																																								
2078	SW-WM-12832	3. Backfill & SRT	0%	14 days	7 Nov '25	22 Nov '25	-296 days																																								
2079	SW-WM-12840	4. Excavation & ELS (6m)	0%	9 days	7 Nov '25	17 Nov '25	-307 days																																								
2080	SW-WM-12841	4. Pipe Laying	0%	2 days	18 Nov '25	19 Nov '25	-307 days																																								
2081	SW-WM-12842	4. Backfill & SRT	0%	14 days	20 Nov '25	5 Dec '25	-307 days																																								
2082	SW-WM-12843	Road Reinstatement (12m)	0%	4 days	6 Dec '25	10 Dec '25	-307 days																																								
2083	SW-WM-12844	TTA Modification	0%	1 day	11 Dec '25	11 Dec '25	-307 days																																								
2084	SW-WM-12850	5. Excavation & ELS (6m)	0%	9 days	12 Dec '25	22 Dec '25	-307 days																																								
2085	SW-WM-12851	5. Pipe Laying	0%	2 days	23 Dec '25	24 Dec '25	-307 days																																								
2086	SW-WM-12852	5. Backfill & SRT	0%	14 days	27 Dec '25	13 Jan '26	-307 days																																								
2087	SW-WM-12853	Road Reinstatement (6m)	0%	8 days	14 Jan '26	22 Jan '26	170 days																																								
2088	SW-WM-12854	TTA Modification	0%	1 day	23 Jan '26	23 Jan '26	170 days																																								
2089	SW-WM-A12700	From CHA1702 - CHA1678, TTA/Trial Pit/ELS/Pipe Laying/Backfill/Reinstate Road. 1 x FW. 1x SW	100%	116 days	3 Apr '25	25 Aug '25	0 days																																								
2090	SW-WM-12701	TTA Implementation	100%	4 days	3 Apr '25	8 Apr '25	0 days																																								
2091	SW-WM-12710	1. Excavation & ELS (12m)	100%	7 days	9 Apr '25	16 Apr '25	0 days																																								
2092	SW-WM-12711	1. Pipe Laying	100%	2 days	17 Apr '25	22 Apr '25	0 days																																								
2093	SW-WM-12712	1. Backfill & SRT	100%	18 days	23 Apr '25	15 May '25	0 days																																								
2094	SW-WM-12720	2. Excavation & ELS (12m)	100%	7 days	16 May '25	23 May '25	0 days																																								
2095	SW-WM-12721	2. Pipe Laying	100%	3 days	24 May '25	27 May '25	0 days																																								
2096	SW-WM-12722A	2. Backfill & SRT (with Nami)	100%	29 days	28 May '25	2 Jul '25	0 days																																								
2097	SW-WM-12722B	2. Gully Reinstatement	100%	5 days	3 Jul '25	8 Jul '25	0 days																																								
2098	SW-WM-12722C	2. Backfill & SRT (with Nami)	100%	8 days	9 Jul '25	17 Jul '25	0 days																																								
2099	SW-WM-12723	Road Reinstatement (24m)	100%	31 days	18 Jul '25	22 Aug '25	0 days																																								
2100	SW-WM-12724	TTA Modification	100%	2 days	23 Aug '25	25 Aug '25	0 days																																								
2101	SW-WM-A12300	From CHA1708 - CHA1702, TTA/Trial Pit/ELS/Pipe Laying/Backfill/Reinstate Road. 1 x FW. 1x SW	100%	64 days	20 Feb '25	12 May '25	0 days																																								
2102	SW-WM-A12301	1. TTA/ELS/Pipe Laying	100%	32 days	20 Feb '25	28 Mar '25	0 days																																								
2103	SW-WM-A12302	1. Backfill & SRT	100%	15 days	29 Mar '25	16 Apr '25	0 days																																								
2104	SW-WM-A12302	Road Reinstatement (6m)	100%	15 days	17 Apr '25	9 May '25	0 days																																								
2105	SW-WM-12744	TTA Modification	100%	2 days	10 May '25	12 May '25	0 days																																								
2106	SW-WM-A12350	From CHA1720 - CHA1708, TTA/Trial Pit/ELS/Pipe Laying/Backfill/Reinstate Road, 1 x FW. 1x SW	100%	85 days	7 Dec '24	22 Mar '25	0 days																																								
2107	SW-WM-A12310	From CHA1723 - CHA1720, TTA/Trial Pit/ELS/Pipe Laying/Backfill/Reinstate Road, 1 x FW. 1x SW	0%	20 days	24 Jan '26	16 Feb '26	249 days																																								

Project: 21/WSD/21

Revised Programme (Aug 2025)

Date: 15 Sep 2025

Task

Milestone

Summary

Project Summary

Critical

Critical Split

Progress

Manual Progress

Summary Progress

Open Trench Gang

Open Trench Gang

Open Trench Gang

Open Trench Gang

Open Trench Gang

Open Trench Gang

Open Trench Gang

Open Trench Gang

Open Trench Gang

Open Trench Gang

Open Trench Gang

Open Trench Gang

Open Trench Gang

Open Trench Gang

Open Trench Gang

Open Trench Gang

Open Trench Gang

Open Trench Gang

Open Trench Gang

Open Trench Gang

Open Trench Gang

Open Trench Gang

Open Trench Gang

Open Trench Gang

Open Trench Gang

Open Trench Gang

Open Trench Gang

Open Trench Gang

Open Trench Gang

Open Trench Gang

Open Trench Gang

Open Trench Gang

Open Trench Gang

Open Trench Gang

Open Trench Gang

Open Trench Gang

Open Trench Gang

Open Trench Gang

Open Trench Gang

Open Trench Gang

Open Trench Gang

Open Trench Gang

Open Trench Gang

Open Trench Gang

Open Trench Gang

Open Trench Gang

Open Trench Gang

Open Trench Gang

Open Trench Gang

Open Trench Gang

Open Trench Gang

Open Trench Gang

Open Trench Gang

Open Trench Gang

Open Trench Gang

Open Trench Gang

Open Trench Gang

Open Trench Gang

Open Trench Gang

Open Trench Gang

Open Trench Gang

Open Trench Gang

Open Trench Gang

Open Trench Gang

Open Trench Gang

Open Trench Gang

Open Trench Gang

Open Trench Gang

Open Trench Gang

Open Trench Gang

Open Trench Gang

Open Trench Gang

Open Trench Gang

Open Trench Gang

Open Trench Gang

Open Trench Gang

Open Trench Gang

Open Trench Gang

Open Trench Gang

Open Trench Gang

Open Trench Gang

Open Trench Gang

Open Trench Gang

Open Trench Gang

Open Trench Gang

Open Trench Gang

Open Trench Gang

Open Trench Gang

Open Trench Gang

Open Trench Gang

Open Trench Gang

Open Trench Gang

Open Trench Gang

Open Trench Gang

Open Trench Gang

Open Trench Gang

Open Trench Gang

Open Trench Gang

Open Trench Gang

Open Trench Gang

Open Trench Gang

Open Trench Gang

Open Trench Gang

Open Trench Gang

Open Trench Gang

Open Trench Gang

Open Trench Gang

Open Trench Gang

Open Trench Gang

Open Trench Gang

Open Trench Gang

Open Trench Gang

Open Trench Gang

Open Trench Gang

Open Trench Gang

Open Trench Gang

Open Trench Gang

Open Trench Gang

Open Trench Gang

Open Trench Gang

Open Trench Gang

Open Trench Gang

Open Trench Gang

Open Trench Gang

Open Trench Gang

Open Trench Gang

Open Trench Gang

Open Trench Gang

Open Trench Gang

Open Trench Gang

Open Trench Gang

Open Trench Gang

Open Trench Gang

Open Trench Gang

Open Trench Gang

Open Trench Gang

Open Trench Gang

Open Trench Gang

Open Trench Gang

Open Trench Gang

Open Trench Gang

Open Trench Gang

Open Trench Gang

Open Trench Gang

Open Trench Gang

Open Trench Gang

Open Trench Gang

Open Trench Gang

Open Trench Gang

Open Trench Gang

Open Trench Gang

Open Trench Gang

Open Trench Gang

Open Trench Gang

Open Trench Gang

Open Trench Gang

Open Trench Gang

Open Trench Gang

Open Trench Gang

Open Trench Gang

Open Trench Gang

Open Trench Gang

Open Trench Gang

Open Trench Gang

Open Trench Gang

Open Trench Gang

Open Trench Gang

Open Trench Gang

Open Trench Gang

Open Trench Gang

Open Trench Gang

Open Trench Gang

Open Trench Gang

Open Trench Gang

Open Trench Gang

Open Trench Gang

Open Trench Gang

Open Trench Gang

Open Trench Gang

Open Trench Gang

Open Trench Gang

Open Trench Gang

Open Trench Gang

Open Trench Gang

Open Trench Gang

Open Trench Gang

Open Trench Gang

Open Trench Gang

Open Trench Gang

Open Trench Gang

Open Trench Gang

Open Trench Gang

Open Trench Gang

Open Trench Gang

Open Trench Gang

Open Trench Gang

Open Trench Gang

Open Trench Gang

Open Trench Gang

Open Trench Gang

Open Trench Gang

Open Trench Gang

Open Trench Gang

Open Trench Gang

Open Trench Gang

Open Trench Gang

Open Trench Gang

Open Trench Gang

Open Trench Gang

Open Trench Gang

Open Trench Gang

Open Trench Gang

Open Trench Gang

Open Trench Gang

Open Trench Gang

Open Trench Gang

Open Trench Gang

Open Trench Gang

Open Trench Gang

Open Trench Gang

Open Trench Gang

Open Trench Gang

Open Trench Gang

Open Trench Gang

Open Trench Gang

Open Trench Gang

Open Trench Gang

Open Trench Gang

Open Trench Gang

Open Trench Gang

Open Trench Gang

Open Trench Gang

Open Trench Gang

Open Trench Gang

Open Trench Gang

Open Trench Gang

Open Trench Gang

Open Trench Gang

Open Trench Gang

Open Trench Gang

Open Trench Gang

Open Trench Gang

Open Trench Gang

Open Trench Gang

Open Trench Gang

Open Trench Gang

Open Trench Gang

Open Trench Gang

Open Trench Gang

Open Trench Gang

Open Trench Gang

Open Trench Gang

Open Trench Gang

Open Trench Gang

Open Trench Gang

Open Trench Gang

Open Trench Gang

Open Trench Gang

Open Trench Gang

Open Trench Gang

Open Trench Gang

Open Trench Gang

Open Trench Gang

Open Trench Gang

Open Trench Gang

Open Trench Gang

Open Trench Gang

Open Trench Gang

Open Trench Gang

Open Trench Gang

Open Trench Gang

Open Trench Gang

Open

ID	Activity ID	Task Name	% Complete	Duration	Start	Finish	Total Slack	2023				2024				2025				2026				2027				2028				2029			
								Qtr 4	Qtr 1	Qtr 2	Qtr 3	Qtr 4	Qtr 1	Qtr 2	Qtr 3	Qtr 4	Qtr 1	Qtr 2	Qtr 3	Qtr 4	Qtr 1	Qtr 2	Qtr 3	Qtr 4	Qtr 1	Qtr 2	Qtr 3	Qtr 4	Qtr 1	Qtr 2	Qtr 3	Qtr 4	Qtr 1	Qtr 2	Qtr 3
2108	SW-WM-A12200	From CHA1760 - CHA1723, TTA/Trial Pit/ELS/Pipe Laying/Backfill/Reinstate Road, 1 x FW. 1 x SW	100%	248 days	7 Feb '24	6 Dec '24	0 days	<div><div></div><div>Open Trench Gang</div></div> <div><div></div><div>Open Trench Gang</div></div>																											
2109	SW-WM-12400	From CHA1782 - CHA1760, TTA/Trial Pit/ELS/Pipe Laying/Backfill/Reinstate Road, 1 x FW. 1 x SW	100%	158 days	3 Aug '23	9 Feb '24	0 days																												
2110	SW-WM-A12500	From CHA1782 - CHA1810, TTA/Trial Pit/ELS/Pipe Laying/Backfill/Reinstate Road. 1 x FW. 1 x SW	0%	74 days	6 Jan '28	5 Apr '28	-269.2 days	<div><div></div><div>Open Trench Gang</div></div>																											
2111	SW-WM-12500	TTA Implementation	0%	4 days	6 Jan '28	10 Jan '28	-269.2 days																												
2112	SW-WM-12500	TTA Implementation	0%	4 days	6 Jan '28	10 Jan '28	-269.2 days	<div><div></div><div>Open Trench Gang</div></div>																											
2113	SW-WM-12510	1. Excavation & ELS (6m)	0%	7 days	11 Jan '28	18 Jan '28	-269.2 days																												
2114	SW-WM-12511	1. Pipe Laying	0%	2 days	19 Jan '28	20 Jan '28	-269.2 days	<div><div></div><div>Open Trench Gang</div></div>																											
2115	SW-WM-12512	1. Backfill & SRT	0%	12 days	21 Jan '28	7 Feb '28	-260.2 days																												
2116	SW-WM-12520	2. Excavation & ELS (6m)	0%	7 days	21 Jan '28	1 Feb '28	-269.2 days	<div><div></div><div>Open Trench Gang</div></div>																											
2117	SW-WM-12521	2. Pipe Laying	0%	2 days	2 Feb '28	3 Feb '28	-269.2 days																												
2118	SW-WM-12522	2. Backfill & SRT	0%	12 days	4 Feb '28	17 Feb '28	-269.2 days	<div><div></div><div>Open Trench Gang</div></div>																											
2119	SW-WM-12523	Road Reinstatement (12m)	0%	4 days	18 Feb '28	22 Feb '28	-269.2 days																												
2120	SW-WM-12524	TTA Modification	0%	1 day	23 Feb '28	23 Feb '28	-269.2 days	<div><div></div><div>Open Trench Gang</div></div>																											
2121	SW-WM-12530	3. Excavation & ELS (8m)	0%	7 days	24 Feb '28	2 Mar '28	-269.2 days																												
2122	SW-WM-12531	3. Pipe Laying	0%	2 days	3 Mar '28	4 Mar '28	-269.2 days	<div><div></div><div>Open Trench Gang</div></div>																											
2123	SW-WM-12532	3. Backfill & SRT	0%	12 days	6 Mar '28	18 Mar '28	-260.2 days																												
2124	SW-WM-12540	4. Excavation & ELS (8m)	0%	7 days	6 Mar '28	13 Mar '28	-269.2 days	<div><div></div><div>Open Trench Gang</div></div>																											
2125	SW-WM-12541	4. Pipe Laying	0%	2 days	14 Mar '28	15 Mar '28	-269.2 days																												
2126	SW-WM-12542	4. Backfill & SRT	0%	12 days	16 Mar '28	29 Mar '28	-269.2 days	<div><div></div><div>Open Trench Gang</div></div>																											
2127	SW-WM-12543	Road Reinstatement (16m)	0%	4 days	30 Mar '28	3 Apr '28	-269.2 days																												
2128	SW-WM-12544	TTA Modification	0%	1 day	5 Apr '28	5 Apr '28	-269.2 days	<div><div></div><div>Open Trench Gang</div></div>																											
2129	SW-WM-12600	CHA1782 - CHA1810, Connection to Existing FW DN450, SW DN300, SW DN300 (3 connections)	0%	24 days	6 Apr '28	9 May '28	-269.2 days																												
2130		5. Chuk Yuen Road (CHB770 to CHB1200) - Alignment B	27%	1357.9 days	4 Dec '23	6 Jul '28	-317 days	<div><div></div><div>Open Trench Gang</div></div>																											
2131		1. Open Trench - CHB770 to CHB980	58%	1030.56 days	4 Dec '23	29 May '27	-19.76 days																												
2132	SW-WM-A13000	From CHB790 - CHB770, TTA/Trial Pit/ELS/Pipe Laying/Backfill/Reinstate Road, 2 x SW	0%	72 days	27 Feb '27	29 May '27	-19.76 days	<div><div></div><div>Open Trench Gang</div></div>																											
2133	SW-WM-13000	TTA Implementation	0%	4 days	27 Feb '27	4 Mar '27	-19.76 days																												
2134	SW-WM-13010	1. Excavation & ELS (6m)	0%	7 days	4 Mar '27	12 Mar '27	-19.76 days	<div><div></div><div>Open Trench Gang</div></div>																											
2135	SW-WM-13011	1. Pipe Laying	0%	2 days	12 Mar '27	15 Mar '27	-19.76 days																												
2136	SW-WM-13012	1. Backfill & SRT	0%	12 days	15 Mar '27	1 Apr '27	-10.76 days	<div><div></div><div>Open Trench Gang</div></div>																											
2137	SW-WM-13020	2. Excavation & ELS (6m)	0%	7 days	15 Mar '27	23 Mar '27	-19.76 days																												
2138	SW-WM-13021	2. Pipe Laying	0%	2 days	23 Mar '27	25 Mar '27	-19.76 days	<div><div></div><div>Open Trench Gang</div></div>																											
2139	SW-WM-13022	2. Backfill & SRT	0%	12 days	25 Mar '27	13 Apr '27	-19.76 days																												
2140	SW-WM-13023	Road Reinstatement (12m)	0%	4 days	13 Apr '27	17 Apr '27	-19.76 days	<div><div></div><div>Open Trench Gang</div></div>																											
2141	SW-WM-13024	TTA Modification	0%	1 day	17 Apr '27	19 Apr '27	-19.76 days																												
2142	SW-WM-13030	3. Excavation & ELS (8m)	0%	9 days	19 Apr '27	29 Apr '27	-19.76 days	<div><div></div><div>Open Trench Gang</div></div>																											
2143	SW-WM-13031	3. Pipe Laying	0%	3 days	29 Apr '27	4 May '27	-19.76 days																												
2144	SW-WM-13032	3. Backfill & SRT	0%	14 days	4 May '27	21 May '27	-19.76 days	<div><div></div><div>Open Trench Gang</div></div>																											
2145	SW-WM-13073	Road Reinstatement (8m)	0%	6 days	21 May '27	28 May '27	-19.76 days																												
2146	SW-WM-13074	TTA Modification	0%	1 day	28 May '27	29 May '27	-19.76 days	<div><div></div><div>Open Trench Gang</div></div>																											
2147	SW-WM-A13100	From CHB850 - CHB790, TTA/Trial Pit/ELS/Pipe Laying/Backfill/Reinstate Road, 2 x SW	0%	179 days	23 Jul '26	27 Feb '27	-19.76 days																												
2148	SW-WM-13100	TTA Implementation	0%	4 days	23 Jul '26	28 Jul '26	-19.76 days	<div><div></div><div>Open Trench Gang</div></div>																											
2149	SW-WM-13110	1. Excavation & ELS (6m)	0%	7 days	28 Jul '26	5 Aug '26	-19.76 days																												
2150	SW-WM-13111	1. Pipe Laying	0%	2 days	5 Aug '26	7 Aug '26	-19.76 days	<div><div></div><div>Open Trench Gang</div></div>																											

Project: 21/WSD/21  
Revised Programme (Aug 2025)  
Date: 15 Sep 2025

Task

Milestone

◆

Summary

Project Summary

Critical

Critical Split

Progress

Manual Progress

Summary Progress

Page 50

ID	Activity ID	Task Name	% Complete	Duration	Start	Finish	Total Slack	Gantt Chart																																																																																																																																																																																																																																																																																																																																																																																																																																																																																																																																																																																																																																																																																																																																																																																																																																																																																																																																																																																																																																																																																																																																																																																																																																																																																																											
								Qtr 4	2023	Qtr 1	Qtr 2	Qtr 3	Qtr 4	2024	Qtr 1	Qtr 2	Qtr 3	Qtr 4	2025	Qtr 1	Qtr 2	Qtr 3	Qtr 4	2026	Qtr 1	Qtr 2	Qtr 3	Qtr 4	2027	Qtr 1	Qtr 2	Qtr 3	Qtr 4	2028	Qtr 1	Qtr 2	Qtr 3	Qtr 4	2029	Qtr 1	Qtr 2	Qtr 3	Qtr 4																																																																																																																																																																																																																																																																																																																																																																																																																																																																																																																																																																																																																																																																																																																																																																																																																																																																																																																																																																																																																																																																																																																																																																																																																																																																								
2151	SW-WM-13112	1. Backfill & SRT	0%	12 days	7 Aug '26	21 Aug '26	-10.76 days	Open Trench Gang																																																																																																																																																																																																																																																																																																																																																																																																																																																																																																																																																																																																																																																																																																																																																																																																																																																																																																																																																																																																																																																																																																																																																																																																																																																																																																											



ID	Activity ID	Task Name	% Complete	Duration	Start	Finish	Total Slack
2194	SW-WM-13321	2. Pipe Laying	0%	2 days	11 Nov '25	12 Nov '25	-310.1 days
2195	SW-WM-13322	2. Backfill & SRT	0%	12 days	13 Nov '25	26 Nov '25	-310.1 days
2196	SW-WM-13323	Road Reinstatement (12m)	0%	4 days	27 Nov '25	1 Dec '25	-310.1 days
2197	SW-WM-13324	TTA Modification	0%	1 day	2 Dec '25	2 Dec '25	-310.1 days
2198	SW-WM-13330	3. Excavation & ELS (6m)	0%	7 days	3 Dec '25	10 Dec '25	-310.1 days
2199	SW-WM-13331	3. Pipe Laying	0%	2 days	11 Dec '25	12 Dec '25	-310.1 days
2200	SW-WM-13332	3. Backfill & SRT	0%	12 days	13 Dec '25	29 Dec '25	-301.1 days
2201	SW-WM-13340	4. Excavation & ELS (4m)	0%	7 days	13 Dec '25	20 Dec '25	-310.1 days
2202	SW-WM-13341	4 Pipe Laying	0%	2 days	22 Dec '25	23 Dec '25	-310.1 days
2203	SW-WM-13342	4. Backfill & SRT	0%	12 days	24 Dec '25	9 Jan '26	-310.1 days
2204	SW-WM-13343	Road Reinstatement (10m)	0%	6 days	10 Jan '26	16 Jan '26	-310.1 days
2205	SW-WM-13344	TTA Modification	0%	1 day	17 Jan '26	17 Jan '26	-310.1 days
2206	SW-WM-13090	Removal of Refuge Island	100%	68 days	3 Feb '25	26 Apr '25	0 days
2207	SW-WM-A13800	From CHB884 - CHB872, TTA/Trial Pit/ELS/Pipe Laying/Backfill/Reinstate Road, 2 x SW	28%	63 days	7 Aug '25	21 Oct '25	-40 days
2208	SW-WM-13810	TTA Implementation	100%	4 days	7 Aug '25	11 Aug '25	0 days
2209	SW-WM-13811	1. Excavation & ELS (6m)	100%	15 days	12 Aug '25	28 Aug '25	0 days
2210	SW-WM-13812	1. Pipe Laying	50%	4 days	29 Aug '25	2 Sep '25	-310.1 days
2211	SW-WM-13813	1. Backfill & SRT	0%	12 days	13 Sep '25	26 Sep '25	-304.1 days
2212	SW-WM-13820	2. Excavation & ELS (6m)	0%	7 days	3 Sep '25	10 Sep '25	-310.1 days
2213	SW-WM-13821	2. Pipe Laying	0%	2 days	11 Sep '25	12 Sep '25	-310.1 days
2214	SW-WM-13822	2. Backfill & SRT	0%	18 days	13 Sep '25	4 Oct '25	-310.1 days
2215	SW-WM-13823	Road Reinstatement (12m)	0%	12 days	6 Oct '25	20 Oct '25	-310.1 days
2216	SW-WM-13824	TTA Modification	0%	1 day	21 Oct '25	21 Oct '25	-310.1 days
2217	SW-WM-A13200	From CHB896 - CHB884, TTA/Trial Pit/ELS/Pipe Laying/Backfill/Reinstate Road, 2 x SW	86%	146 days	28 Apr '25	21 Oct '25	-63 days
2218	SW-WM-13200	TTA Implementation	100%	6 days	28 Apr '25	6 May '25	0 days
2219	SW-WM-13210	1. Excavation & ELS (12m)	100%	10 days	7 May '25	17 May '25	0 days
2220	SW-WM-13211	1. Pipe Laying	100%	12 days	19 May '25	2 Jun '25	0 days
2221	SW-WM-13212	1. Backfill & SRT (with existing pipe backfill & 2 layers of Nami)	100%	55 days	3 Jun '25	6 Aug '25	0 days
2222	SW-WM-13213	Road Reinstatement (12m)	0%	12 days	6 Oct '25	20 Oct '25	-310.1 days
2223	SW-WM-13214	TTA Modification	0%	1 day	21 Oct '25	21 Oct '25	-310.1 days
2224	SW-WM-A13380	From CHB896 - CHB973, TTA/Trial Pit/ELS/Pipe Laying/Backfill/Reinstate Road, 2 x SW	96%	535 days	4 Dec '23	22 Sep '25	79 days
2225	SW-WM-13380	From CHB896 - CHB944, TTA/Trial Pit/ELS/Pipe Laying/Backfill/Road Reinstatement. 2 x SW	100%	235 days	17 Apr '24	27 Jan '25	0 days
2226	SW-WM-A13400	From CHB944 - CHB948, ELS/Pipe Laying/Backfill, 2 x SW	100%	75 days	6 May '25	2 Aug '25	0 days
2227	SW-WM-13400	TTA Implementation	100%	4 days	6 May '25	9 May '25	0 days
2228	SW-WM-13410	1. Excavation & ELS (4m)	100%	9 days	10 May '25	20 May '25	0 days
2229	SW-WM-13411	1. Pipe Laying	100%	8 days	21 May '25	29 May '25	0 days
2230	SW-WM-13412	1. Bend Block & Backfill & SRT	100%	54 days	30 May '25	2 Aug '25	0 days
2231	SW-WM-A13500	From CHB948 - CHB960, TTA/Trial Pit/ELS/Pipe Laying/Backfill, 2 x SW	100%	115 days	7 Aug '24	21 Dec '24	0 days
2232	SW-WM-13600	CHA950-CHA954 - Road Reinstatement (4m)	100%	10 days	5 Nov '24	15 Nov '24	0 days
2233	SW-WM-13610	CHB944-CHB950 - Road Reinstatement (6m)	60%	40 days	4 Aug '25	18 Sep '25	79 days
2234	SW-WM-13620	CHB944-CHB973 - TTA Modification	0%	3 days	19 Sep '25	22 Sep '25	79 days
2235	SW-WM-A13700	From CHB960 - CHB973, TTA/Trial Pit/ELS/Pipe Laying/Backfill/Road Reinstatement. 2 x SW	100%	60 days	4 Dec '23	16 Feb '24	0 days
2236		2. Trenchless - Pit 9 to Pit 11B - From CHB980 to CHB1120 - PJM 1	0%	619.9 days	30 Jan '26	4 Mar '28	-310.1 days

Qtr 4

Qtr 1

Qtr 2

Qtr 3

Qtr 4

Qtr 1

Qtr 2

Qtr 3

Qtr 4

Qtr 1

Qtr 2

Qtr 3

Qtr 4

Qtr 1

Qtr 2

<

ID	Activity ID	Task Name	% Complete	Duration	Start	Finish	Total Slack	2023												2024				2025				2026				2027				2028				2029																																																																																																																																																																																																																																																																																																																																																																																																																																																																																																																																																																																																																																																																																																																																																																																																																																																																																																																																																																																																																																																																																																																																																																																																																																																																											
								Qtr 4	Qtr 1	Qtr 2	Qtr 3	Qtr 4	Qtr 1	Qtr 2	Qtr 3	Qtr 4	Qtr 1	Qtr 2	Qtr 3	Qtr 4	Qtr 1	Qtr 2	Qtr 3	Qtr 4	Qtr 1	Qtr 2	Qtr 3	Qtr 4	Qtr 1	Qtr 2	Qtr 3	Qtr 4	Qtr 1	Qtr 2	Qtr 3																																																																																																																																																																																																																																																																																																																																																																																																																																																																																																																																																																																																																																																																																																																																																																																																																																																																																																																																																																																																																																																																																																																																																																																																																																																																																
2237	SW-WM-13900	TTA Implementation	0%	4 days	30 Jan '26	3 Feb '26	-310.1 days																																																																																																																																																																																																																																																																																																																																																																																																																																																																																																																																																																																																																																																																																																																																																																																																																																																																																																																																																																																																																																																																																																																																																																																																																																																																																																												</

ID	Activity ID	Task Name	% Complete	Duration	Start	Finish	Total Slack																												
								2023				2024				2025				2026				2027				2028				2029			
								Qtr 4	Qtr 1	Qtr 2	Qtr 3	Qtr 4	Qtr 1	Qtr 2	Qtr 3	Qtr 4	Qtr 1	Qtr 2	Qtr 3	Qtr 4	Qtr 1	Qtr 2	Qtr 3	Qtr 4	Qtr 1	Qtr 2	Qtr 3	Qtr 4	Qtr 1	Qtr 2	Qtr 3	Qtr 4			
2280	SW-WM-16044	TTA Modification	0%	1 day	6 Apr '28	7 Apr '28	-317 days																												
2281	SW-WM-16050	5. Excavation & ELS (8m)	0%	9 days	7 Apr '28	21 Apr '28	-317 days																												
2282	SW-WM-16051	5. Pipe Laying	0%	2 days	21 Apr '28	24 Apr '28	-308 days																												
2283	SW-WM-16052	5. Backfill & SRT	0%	12 days	24 Apr '28	10 May '28	-308 days																												
2284	SW-WM-16060	6. Excavation & ELS (8m)	0%	9 days	21 Apr '28	4 May '28	-317 days																												
2285	SW-WM-16061	6. Pipe Laying	0%	2 days	4 May '28	6 May '28	-317 days																												
2286	SW-WM-16062	6. Backfill & SRT	0%	12 days	6 May '28	20 May '28	-317 days																												
2287	SW-WM-16063	Road Reinstatement (16m)	0%	6 days	20 May '28	27 May '28	-317 days																												
2288	SW-WM-16064	TTA Modification	0%	4 days	27 May '28	2 Jun '28	-317 days																												
2289	SW-WM-A16100	From CHB1170 - CHB1200, TTA/Trial Pit/ELS/Pipe Laying/Backfill/Reinstate Road. 3 x SW	0%	100 days	23 Jan '27	29 May '27	-18.1 days																												
2290	SW-WM-16100	TTA Implementation	0%	4 days	23 Jan '27	27 Jan '27	-18.1 days																												
2291	SW-WM-16110	1. Excavation & ELS (6m)	0%	7 days	28 Jan '27	4 Feb '27	-18.1 days																												
2292	SW-WM-16111	1. Pipe Laying	0%	2 days	5 Feb '27	10 Feb '27	-18.1 days																												
2293	SW-WM-16112	1. Backfill & SRT	0%	12 days	11 Feb '27	24 Feb '27	-9.1 days																												
2294	SW-WM-16120	2. Excavation & ELS (6m)	0%	7 days	11 Feb '27	18 Feb '27	-18.1 days																												
2295	SW-WM-16121	2. Pipe Laying	0%	2 days	19 Feb '27	20 Feb '27	-18.1 days																												
2296	SW-WM-16122	2. Backfill & SRT	0%	12 days	22 Feb '27	6 Mar '27	-18.1 days																												
2297	SW-WM-16123	Road Reinstatement (12m)	0%	4 days	8 Mar '27	11 Mar '27	-18.1 days																												
2298	SW-WM-16124	TTA Modification	0%	1 day	12 Mar '27	12 Mar '27	-18.1 days																												
2299	SW-WM-16130	3. Excavation & ELS (6m)	0%	7 days	13 Mar '27	20 Mar '27	-18.1 days																												
2300	SW-WM-16131	3. Pipe Laying	0%	2 days	22 Mar '27	23 Mar '27	-18.1 days																												
2301	SW-WM-16132	3. Backfill & SRT	0%	12 days	24 Mar '27	10 Apr '27	-9.1 days																												
2302	SW-WM-16140	4. Excavation & ELS (6m)	0%	7 days	24 Mar '27	3 Apr '27	-18.1 days																												
2303	SW-WM-16141	4. Pipe Laying	0%	2 days	6 Apr '27	7 Apr '27	-18.1 days																												
2304	SW-WM-16142	4. Backfill & SRT	0%	12 days	8 Apr '27	21 Apr '27	-18.1 days																												
2305	SW-WM-16143	Road Reinstatement (12m)	0%	4 days	22 Apr '27	26 Apr '27	-18.1 days																												
2306	SW-WM-16144	TTA Modification	0%	1 day	27 Apr '27	27 Apr '27	-18.1 days																												
2307	SW-WM-16150	5. Excavation & ELS (6m)	0%	7 days	28 Apr '27	6 May '27	-18.1 days																												
2308	SW-WM-16151	5. Pipe Laying	0%	2 days	7 May '27	8 May '27	-18.1 days																												
2309	SW-WM-16152	5. Backfill & SRT	0%	12 days	10 May '27	24 May '27	-18.1 days																												
2310	SW-WM-16153	Road Reinstatement (6m)	0%	4 days	25 May '27	28 May '27	-18.1 days																												
2311	SW-WM-16154	TTA Modification	0%	1 day	29 May '27	29 May '27	-18.1 days																												
2312	SW-WM-16200	CHB1170 - CHB1180, Connection to Existing SW DN450	0%	28 days	2 Jun '28	6 Jul '28	-317 days	Open Trench Gang																											
2313	6. Lung Fung Street (CHB1190 to CHB1360) - Alignment B		64%	1265.56 days	3 Jul '23	5 Oct '27	-95.66 days																												
2314		1. Open Trench - CHB1200 to CHB1360	64%	1265.56 days	3 Jul '23	5 Oct '27	-95.66 days																												
2315	SW-WM-17000	TTA Implementation	100%	1 day	3 Jul '23	3 Jul '23	0 days																												
2316	CSCE-00010	CHB1200 - CHB1220, Occupied by CSCE (OLMH) Stage 1a	100%	227 days	2 Jan '24	5 Oct '24	0 days																												
2317	SW-WM-A17011a	From CHB1226 - CHB1220, TTA/Trial Pit/ELS/Pipe Laying/Backfill/Reinstate Road, 3 x SW	100%	90 days	7 Oct '24	23 Jan '25	0 days	Open Trench Gang																											
2318	SW-WM-A17011b	From CHB1220 - CHB1200, Pipe alignment Identification by UU detection and pipe alignment coordination	82%	250 days	20 Dec '24	25 Oct '25	270.9 days																												
2319	SW-WM-A17011c	From CHB1220 - CHB1200, TTA/Trial Pit/ELS/Pipe Laying/Backfill/Reinstate Road, 3 x SW	0%	180 days	27 Oct '25	6 Jun '26	270.9 days	Open Trench Gang																											
2320	CSCE-00020	CHB1220 - CHB1270, ELS of OLMH Site by CSCE	100%	250 days	12 Jul '24	16 May '25	0 days																												
2321	PMI-042-17011	PMI-042, To Temporarily demolish the existing planter next to Our Lady's Kindergarten and provide road setback at Shatin Pass Road for facilitating the	100%	110 days	5 Sep '24	11 Mar '25	0 days																												
2322	SW-WM-A17100	From CHB1273 - CHB1226, TTA/Trial Pit/ELS/Pipe Laying/Backfill/Reinstate Road. 3 x SW	40%	192 days	17 May '25	5 Jan '26	397.9 days	Open Trench Gang																											
Project: 21/WSD/21 Revised Programme (Aug 2025) Date: 15 Sep 2025			Task		Summary		Critical		Progress		Summary Progress																								
			Milestone	◆	Project Summary		Critical Split		Manual Progress																										
Page 54																																			

ID	Activity ID	Task Name	% Complete	Duration	Start	Finish	Total Slack
2323	SW-WM-17100	TTA Implementation	100%	2 days	17 May '25	19 May '25	0 days
2324	PEWN-PCE-A17100-1	Unforeseen Boulder During Pipe Trench Excavation - Lung Fung Street	100%	5 days	20 May '25	24 May '25	0 days
2325	SW-WM-17110	1. Excavation & ELS (6m)	100%	7 days	22 May '25	29 May '25	0 days
2326	SW-WM-17111	1. Pipe Laying	100%	2 days	30 May '25	2 Jun '25	0 days
2327	SW-WM-17120	2. Excavation & ELS (6m)	100%	7 days	17 Jun '25	24 Jun '25	0 days
2328	SW-WM-17121	2. Pipe Laying	100%	2 days	25 Jun '25	26 Jun '25	0 days
2329	SW-WM-17130	3. Excavation & ELS (6m)	100%	8 days	12 Jul '25	21 Jul '25	0 days
2330	SW-WM-17131	3. Pipe Laying	100%	4 days	22 Jul '25	25 Jul '25	0 days
2331	SW-WM-17140	4. Excavation & ELS (6m)	100%	7 days	26 Jul '25	2 Aug '25	0 days
2332	SW-WM-17141	4. Pipe Laying, 1 x DN800 SW	100%	5 days	4 Aug '25	8 Aug '25	0 days
2333	SW-WM-17141	4. Resolve conflict with the existing stormdrain & Pipe Laying, 1 x DN750 SW & 1 x DN250 SW	63%	30 days	9 Aug '25	12 Sep '25	397.9 days
2334	SW-WM-17142	Backfill & SRT (24m)	0%	12 days	13 Sep '25	26 Sep '25	397.9 days
2335	SW-WM-17143	Road Reinstatement (24m)	0%	10 days	27 Sep '25	10 Oct '25	397.9 days
2336	SW-WM-17144	TTA Modification	0%	2 days	11 Oct '25	13 Oct '25	397.9 days
2337	SW-WM-17150	TTA Implementation	0%	2 days	14 Oct '25	15 Oct '25	397.9 days
2338	SW-WM-17160	5. Excavation & ELS (6m)	0%	8 days	16 Oct '25	24 Oct '25	397.9 days
2339	SW-WM-17161	5. Pipe Laying	0%	4 days	25 Oct '25	30 Oct '25	397.9 days
2340	SW-WM-17170	6. Excavation & ELS (6m)	0%	7 days	31 Oct '25	7 Nov '25	397.9 days
2341	SW-WM-17171	6. Pipe Laying	0%	2 days	8 Nov '25	10 Nov '25	397.9 days
2342	SW-WM-17180	7. Excavation & ELS (6m)	0%	8 days	11 Nov '25	19 Nov '25	397.9 days
2343	SW-WM-17181	7. Pipe Laying	0%	2 days	20 Nov '25	21 Nov '25	397.9 days
2344	SW-WM-17190	8. Excavation & ELS (5m)	0%	9 days	22 Nov '25	2 Dec '25	397.9 days
2345	SW-WM-17191	8. Pipe Laying	0%	2 days	3 Dec '25	4 Dec '25	397.9 days
2346	SW-WM-17192	Backfill & SRT	0%	12 days	5 Dec '25	18 Dec '25	397.9 days
2347	SW-WM-17193	Road Reinstatement (23m)	0%	10 days	19 Dec '25	2 Jan '26	397.9 days
2348	SW-WM-17194	TTA Modification	0%	2 days	3 Jan '26	5 Jan '26	397.9 days
2349	WSD-AC-0010	WSD removal of AC pipes (CHB1280 - CHB1300)	100%	21 days	9 Apr '24	3 May '24	0 days
2350	SW-WM-A17300	From CHB1273 - CHB1312, TTA/Trial Pit/ELS/Pipe Laying/Backfill/Reinstate Road, 3 x SW	100%	380 days	5 Sep '23	12 Dec '24	0 days
2351	CSCE-00030	CHB1312 - CHB1340, Relocation of OLMH Site Entrance by CSCE	100%	420 days	8 Jan '24	10 Jun '25	0 days
2352	CSCE-00031	CHB1312 - CHB1340, Deep Drainage Works Study with CSCE	86%	80 days	11 Jun '25	12 Sep '25	-31.1 days
2353	SW-WM-A17500	From CHB1312 - CHB1350, TTA/Trial Pit/ELS/Pipe Laying/Backfill/Reinstate Road. 3 x SW (Breakdown to be provided after further Coordination with CSCE)	6%	526 days	11 Jul '25	19 Apr '27	-36.1 days
2354	SW-WM-17510	Stage 1 - Footpath Set Back for Carriageway Works (Lung Fung Street Slow Lane) - TTA bv CSCE	62%	60 days	11 Jul '25	18 Sep '25	-36.1 days
2355	SW-WM-17520	Stage 2 - S1a - Fast Lane Related Works - TTA/ELS by CSCE	0%	127 days	19 Sep '25	24 Feb '26	-36.1 days
2356	SW-WM-17521	Stage 2 - S1b - Fast Lane Related Works (3 x SW installation by CWSJV and SW diversion bv WSD) - TTA/ELS bv CSCE	0%	111 days	25 Feb '26	11 Jul '26	-36.1 days
2357	SW-WM-17522	Stage 2 - Foot Path Related Works (near gantry) - TTA/ELS by CSCE	0%	132 days	13 Jul '26	16 Dec '26	2.9 days
2358	SW-WM-17530	Stage 3 - Fast Lane (Near OLMH) - WSD/Binnies Section with Additional FWP for OLMH - TTA/ELS bv CWSJV	0%	82 days	13 Jul '26	17 Oct '26	-36.1 days
2359	SW-WM-17530	Stage 4 - Slow Lane (Near SWD) - Additional FWP for OLMH - TTA/ELS by CWSJV	0%	89 days	20 Oct '26	3 Feb '27	-36.1 days
2360	SW-WM-17530	Stage 5 - Manhole Connection Works at Slow Lane - TTA/ELS by CSCE	0%	57 days	4 Feb '27	19 Apr '27	-36.1 days
2361	SW-WM-A17600	From CHB1350 - CHB1370, TTA/Trial Pit/ELS/Pipe Laying/Backfill/Reinstate Road. 3 x SW	0%	55 days	20 Apr '27	25 Jun '27	-36.1 days
2362	SW-WM-17600	TTA Implementation	0%	4 days	20 Apr '27	23 Apr '27	-36.1 days
2363	SW-WM-17610	1. Excavation & ELS (6m)	0%	7 days	24 Apr '27	3 May '27	-36.1 days
2364	SW-WM-17611	1. Pipe Laying	0%	2 days	4 May '27	5 May '27	-36.1 days
2365	SW-WM-17612	1. Backfill & SRT	0%	12 days	6 May '27	20 May '27	-14.1 days

Project: 21/WSD/21  
Revised Programme (Aug 2025)  
Date: 15 Sep 2025

Task



ID	Activity ID	Task Name	% Complete	Duration	Start	Finish	Total Slack	2023				2024				2025				2026				2027				2028				2029			
								Qtr 4	Qtr 1	Qtr 2	Qtr 3	Qtr 4	Qtr 1	Qtr 2	Qtr 3	Qtr 4	Qtr 1	Qtr 2	Qtr 3	Qtr 4	Qtr 1	Qtr 2	Qtr 3	Qtr 4	Qtr 1	Qtr 2	Qtr 3	Qtr 4	Qtr 1	Qtr 2	Qtr 3	Qtr 4	Qtr 1	Qtr 2	Qtr 3
2366	SW-WM-17620	2. Excavation & ELS (6m)	0%	7 days	6 May '27	14 May '27	-36.1 days																												
2367	SW-WM-17621	2. Pipe Laying	0%	2 days	15 May '27	17 May '27	-36.1 days																												
2368	SW-WM-17622	2. Backfill & SRT	0%	12 days	18 May '27	31 May '27	-23.1 days																												
2369	SW-WM-17630	3. Excavation & ELS (8m)	0%	8 days	18 May '27	26 May '27	-36.1 days																												
2370	SW-WM-17631	3. Pipe Laying	0%	3 days	27 May '27	29 May '27	-36.1 days																												
2371	SW-WM-17632	3. Backfill & SRT	0%	14 days	31 May '27	16 Jun '27	-36.1 days																												
2372	SW-WM-17633	Road Reinstatement (20m)	0%	6 days	17 Jun '27	23 Jun '27	-36.1 days																												
2373	SW-WM-17634	TTA Modification	0%	2 days	24 Jun '27	25 Jun '27	-36.1 days																												
2374	SW-WM-17700	CHB1350 - CHB1360, Connection to Existing SW DN750	0%	24 days	4 Sep '27	5 Oct '27	-95.66 days																												
2375		7. Sheung Fung Street (CHB1360 to CHB1730) - Alignment B	45%	1378 days	1 Jun '23	19 Jan '28	-183 days																												
2376		1. Open Trench - CHB1370 to CHB1424	88%	124 days	12 Apr '25	11 Sep '25	490.9 days																												
2377	PMI-055-18000	PMI-055 - Carrying Out Inspection Pits at Sheung Fung Street (1 no. pit)	100%	45 days	12 Apr '25	10 Jun '25	0 days																												
2378	SW-WM-A18000	From CHB1424 - CHB1370, TTA/Trial Pit/ELS/Pipe Laying/Backfill/Reinstate Road. 1 x DN250 SW (Pedestrian Walkwav)	79%	62 days	2 Jul '25	11 Sep '25	490.9 days																												
2379	SW-WM-18000	TTA Implementation	100%	4 days	2 Jul '25	5 Jul '25	0 days																												
2380	SW-WM-18010	1. Excavation & ELS (24m)	100%	18 days	7 Jul '25	26 Jul '25	0 days																												
2381	SW-WM-18011	1. Pipe Laying	100%	4 days	28 Jul '25	31 Jul '25	0 days																												
2382	SW-WM-18020	2. Excavation & ELS (30m)	100%	14 days	1 Aug '25	16 Aug '25	0 days																												
2383	SW-WM-18021	2. Pipe Laying	100%	5 days	18 Aug '25	22 Aug '25	0 days																												
2384	SW-WM-18022	Temp. Road Reinstatement (54m)	33%	12 days	23 Aug '25	5 Sep '25	490.9 days																												
2385	SW-WM-18023	Temp. Road Reinstatement (54m)	0%	4 days	6 Sep '25	10 Sep '25	490.9 days																												
2386	SW-WM-18024	TTA Modification	0%	1 day	11 Sep '25	11 Sep '25	490.9 days																												
2387		2. Open Trench - CHB1350 to CHB1550	23%	1258 days	1 Jun '23	25 Aug '27	-87.1 days																												
2388	CSCE-00050	CHB1400-CHB1440, Flushing Water Tee for OLMH Project	100%	70 days	7 Apr '25	8 Jul '25	0 days																												
2389	CSD3-WM-10010	CSD - Changing Trenchless Works to Open Trench and Rehabilitation Works at Sheung Fung Street	19%	1258 days	1 Jun '23	25 Aug '27	-87.1 days																												
2390	CSD3-WM-10011	Underground Utility (UU) Survey ayt Sheung Fung Street for Investigation	100%	30 days	1 Jun '23	7 Jul '23	0 days																												
2391	CSD3-WM-10012	TTA Drawings not endorsed by TMLG	100%	0 days	25 Jul '23	25 Jul '23	0 days																												
2392	CSD3-WM-10013	16th project interface meeting with OLMH/CSCE with the notification of their new CLP cable works	100%	0 days	26 Sep '24	26 Sep '24	0 days																												
2393	CSD3-WM-10014	Coordination Meeting between WSD/K, Binnies, CWSJV to assess the feasibility of avoiding trenchless works (pipe jacking)	100%	0 days	10 May '24	10 May '24	0 days																												
2394	PMI-0047-P12A	PMI-0047 - Carrying Out Inspection Pits at Sheung Fung Street	100%	150 days	14 Oct '24	30 Apr '25	0 days																												
2395	CSD3-WM-10015	Coordination Meeting between WSD/K, Binnies, CWSJV to discuss the preliminarv scheme of rehabilitation	100%	0 days	27 Mar '25	27 Mar '25	0 days																												
2396	CSD3-WM-10016	TTA Drawings Preparation and Coordination with OLMH/CECE	100%	85 days	27 Mar '25	12 Jul '25	0 days																												
2397	CSD3-WM-10017	Approval of CSD by WSD/Binnies	0%	0 days	15 Nov '25	15 Nov '25	-183 days																												
2398	CSD3-WM-10018A	Issuance of PMI for CCTV Condition of existing pipe (Rehab. Section)	0%	0 days	15 Nov '25	15 Nov '25	-183 days																												
2399	CSD3-WM-10018B	Issuance of PMI for Addiitonal DN700 Valve and Tee to mininise valve ooperation extend	0%	0 days	15 Nov '25	15 Nov '25	-183 days																												
2400	CSD3-WM-10018C	Issuance of PMI for Inspection trench for Additional Valve and Tee	0%	0 days	15 Nov '25	15 Nov '25	-183 days																												
2401	CSD3-WM-10020	From CHB1400 - CHB1540, TTA/Trial Pit/ELS/Pipe Laying/Backfill/Reinstate Road (Pedestrian Walkwav). 1 x DN250 SW	0%	280 days	17 Nov '25	27 Oct '26	157.9 days																												
2402	CSD3-WM-10030	From CHB1350 - CHB 1550, Rehabilitation Works of Existing 30"SW (Pedestrian Walkwav)	0%	525 days	17 Nov '25	25 Aug '27	-183 days																												
2403	CSD3-WM-10031	Subletting of Changing Trenchless Works to Open Trench and Rehabilitation	0%	60 days	17 Nov '25	28 Jan '26	-183 days																												
2404	CSD3-WM-10032	Technical Submission, Major Materials Procurment and Material Delivery on site	0%	90 days	22 Dec '25	15 Apr '26	-78 days																												
2405	CSD3-WM-10033	Earliest Completion of SWAT maintenance by 4/WSD/21 and allow water supolv shutdown. Q1/2026 (Meeting with WSD/K and Binnies on 21 Jul	0%	0 days	31 Mar '26	31 Mar '26	-67 days																												
2406	CSD3-WM-10034A	Inspection pit for Access Pit, UU diversion Coordination	0%	75 days	29 Jan '26	4 May '26	-183 days																												
2407	CSD3-WM-10034B	PMI - Inspection trench and Installation of Additional Valve & Tee, UU diversion Coordination	0%	75 days	29 Jan '26	4 May '26	-183 days																												
2408	CSD3-WM-10035	UU Diversion for Access Pit Construction (if necessary)	0%	90 days	5 May '26	20 Aug '26	-183 days																												

Project: 21/WSD/21

Revised Programme (Aug 2025)

Date: 15 Sep 2025

Task

Milestone



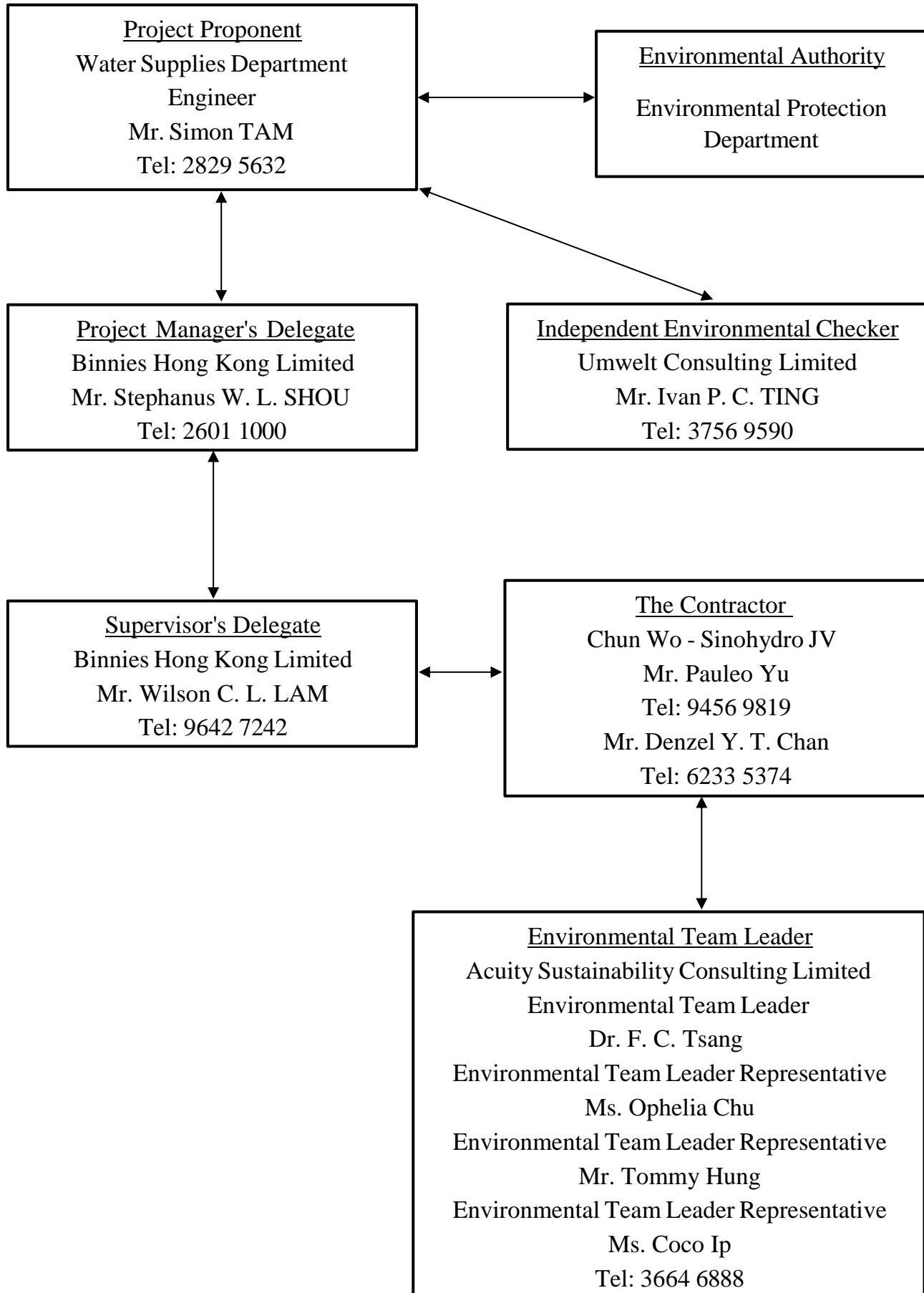


ID	Activity ID	Task Name	% Complete	Duration	Start	Finish	Total Slack																													
2452	SW-TC-2060	Swabbing & Pressure Test for Alignment A	0%	7 days	29 Jun '28	8 Jul '28	-311.3 days	<div><div>Qtr 4</div><div>2023<div>Qtr 1Qtr 2Qtr 3Qtr 4</div>2024<div>Qtr 1Qtr 2Qtr 3Qtr 4</div>2025<div>Qtr 1Qtr 2Qtr 3Qtr 4</div>2026<div>Qtr 1Qtr 2Qtr 3Qtr 4</div>2027<div>Qtr 1Qtr 2Qtr 3Qtr 4</div>2028<div>Qtr 1Qtr 2Qtr 3Qtr 4</div>2029<div>Qtr 1Qtr 2Qtr 3Qtr 4</div></div></div>																												
2453	SW-TC-2070	Swabbing & Pressure Test for Alignment B	0%	7 days	6 Jul '28	14 Jul '28	-317 days																													
2454		12. Establishment Period	0%	295 days	12 Aug '28	12 Aug '29	-342 days																													
2455	21.EST.GEN.1000	Completion	0%	0 days	12 Aug '28	12 Aug '28	-342 days																													
2456	21.EST.GEN.1001	Establishment Works	0%	365 days	13 Aug '28	12 Aug '29	0 days																													

## **Appendix B**

### **Project Organization Chart and Key Personnel Contact**

## Project Organization Chart



## **Appendix C**

### **Event and Action Plans**



**Table C1 Event and Action Plan for Air Quality (Dust)**

Event	Action			
	ET Leader	IEC	ER	Contractor
Action Level exceedance for one sample	<ul style="list-style-type: none"> <li>Identify source, investigate the causes of exceedance and propose remedial measures;</li> <li>Inform IEC and ER;</li> <li>Repeat measurement to confirm finding;</li> <li>Increase monitoring frequency to daily.</li> </ul>	<ul style="list-style-type: none"> <li>Check monitoring data submitted by ET;</li> <li>Check contractor's working method.</li> </ul>	<ul style="list-style-type: none"> <li>Notify Contractor.</li> </ul>	<ul style="list-style-type: none"> <li>Rectify any unacceptable practice;</li> <li>Amend working methods if appropriate.</li> </ul>
Action level exceedance for two or more consecutive samples	<ul style="list-style-type: none"> <li>Identify source;</li> <li>Inform IEC and ER;</li> <li>Advise the ER on the effectiveness of the proposed remedial measures;</li> <li>Repeat measurements to confirm findings;</li> <li>Increase monitoring frequency to daily;</li> <li>Discuss with IEC and Contractor on remedial actions required;</li> <li>If exceedance continues, arrange meeting with IEC and ER;</li> <li>If exceedance stops, cease additional monitoring.</li> </ul>	<ul style="list-style-type: none"> <li>Check monitoring data submitted by ET;</li> <li>Check Contractor's working method;</li> <li>Discuss with ET and Contractor on possible remedial measures;</li> <li>Advise the ET on the effectiveness of the proposed remedial measures;</li> <li>Supervise Implementation of remedial measures.</li> </ul>	<ul style="list-style-type: none"> <li>Confirm receipt of notification of failure in writing;</li> <li>Notify Contractor;</li> <li>Ensure remedial measures properly implemented.</li> </ul>	<ul style="list-style-type: none"> <li>Submit proposals for remedial actions to ER within 3 working days of notification;</li> <li>Implement the agreed proposals;</li> <li>Amend proposal if appropriate.</li> </ul>
Limit level exceedance for one sample	<ul style="list-style-type: none"> <li>Identify source, investigate the causes of exceedance and propose remedial measures;</li> </ul>	<ul style="list-style-type: none"> <li>Check monitoring data submitted by ET;</li> </ul>	<ul style="list-style-type: none"> <li>Confirm receipt of notification of failure in writing;</li> </ul>	<ul style="list-style-type: none"> <li>Take immediate action to avoid further exceedance;</li> </ul>

Event	Action			
	ET Leader	IEC	ER	Contractor
	<ul style="list-style-type: none"> <li>• Inform ER, Contractor and EPD;</li> <li>• Repeat measurement to confirm finding;</li> <li>• Increase monitoring frequency to daily;</li> <li>• Assess effectiveness of Contractor's remedial actions and keep IEC, EPD and ER informed of the results.</li> </ul>	<ul style="list-style-type: none"> <li>• Check Contractor's working method;</li> <li>• Discuss with ET and Contractor on possible remedial measures;</li> <li>• Advise the ER on the effectiveness of the proposed remedial measures;</li> <li>• Supervise implementation of remedial measures.</li> </ul>	<ul style="list-style-type: none"> <li>• Notify Contractor;</li> <li>• Ensure remedial measures properly implemented.</li> </ul>	<ul style="list-style-type: none"> <li>• Submit proposals for remedial actions to IEC within 3 working days of notification;</li> <li>• Implement the agreed proposals;</li> <li>• Amend proposal if appropriate.</li> </ul>
Limit level exceedance for two or more consecutive samples	<ul style="list-style-type: none"> <li>• Notify IEC, ER, Contractor and EPD;</li> <li>• Identify source;</li> <li>• Repeat measurement to confirm findings;</li> <li>• Increase monitoring frequency to daily;</li> <li>• Carry out analysis of Contractor's working procedures to determine possible mitigation to be implemented;</li> <li>• Arrange meeting with IEC and ER to discuss the remedial actions to be taken;</li> <li>• Assess effectiveness of Contractor's remedial actions and keep IEC, EPD and ER informed of the results;</li> <li>• If exceedance stops, cease additional monitoring.</li> </ul>	<ul style="list-style-type: none"> <li>• Discuss amongst ER, ET, and Contractor on the potential remedial actions;</li> <li>• Review Contractor's remedial actions whenever necessary to assure their effectiveness and advise the ER accordingly;</li> <li>• Supervise the implementation of remedial measures.</li> </ul>	<ul style="list-style-type: none"> <li>• Confirm receipt of notification of failure in writing;</li> <li>• Notify Contractor;</li> <li>• In consultation with the IEC, agree with the Contractor on the remedial measures to be implemented;</li> <li>• Ensure remedial measures properly implemented;</li> <li>• If exceedance continues, consider what portion of the work is responsible and instruct the Contractor to stop that portion of work until the exceedance is abated.</li> </ul>	<ul style="list-style-type: none"> <li>• Take immediate action to avoid further exceedance;</li> <li>• Submit proposals for remedial actions to IEC within 3 working days of notification;</li> <li>• Implement the agreed proposals;</li> <li>• Resubmit proposals if problem still not under control;</li> <li>• Stop the relevant portion of works as determined by the ER until the exceedance is abated.</li> </ul>

**Table C2 Event/Action Plan for Construction Noise**

Event	Action			
	ET	IEC	ER	Contractor
Action Level Exceedance	<ol style="list-style-type: none"> <li>1. Notify IEC, ER and Contractor;</li> <li>2. Carry out investigation;</li> <li>3. Report the results of investigation to the IEC, ER and Contractor;</li> <li>4. Discuss with the Contractor and formulate remedial measures;</li> <li>5. Increase monitoring frequency to check mitigation effectiveness.</li> </ol>	<ol style="list-style-type: none"> <li>1. Review the analysed results submitted by the ET;</li> <li>2. Review the proposed remedial measures by the Contractor and advise the ER accordingly;</li> <li>3. Supervise the implementation of remedial measures.</li> </ol>	<ol style="list-style-type: none"> <li>1. Confirm receipt of notification of failure in writing;</li> <li>2. Notify Contractor;</li> <li>3. Require Contractor to propose remedial measures for the analysed noise problem;</li> <li>4. Ensure remedial measures are properly implemented.</li> </ol>	<ol style="list-style-type: none"> <li>1. Submit noise mitigation proposals to IEC and ER;</li> <li>2. Implement noise mitigation proposals.</li> </ol>
Limit Level Exceedance	<ol style="list-style-type: none"> <li>1. Identify source;</li> <li>2. Inform IEC, ER, EPD and Contractor;</li> <li>3. Repeat measurements to confirm findings;</li> <li>4. Increase monitoring frequency;</li> <li>5. Carry out analysis of Contractor's working procedures to determine possible mitigation to be implemented;</li> <li>6. Inform IEC, ER and EPD the causes and actions taken for the exceedances;</li> <li>7. Assess effectiveness of Contractor's remedial actions and keep IEC, EPD and ER informed of the results;</li> <li>8. If exceedance stops, cease additional monitoring.</li> </ol>	<ol style="list-style-type: none"> <li>1. Discuss amongst ER, ET, and Contractor on the potential remedial actions;</li> <li>2. Review Contractors remedial actions whenever necessary to assure their effectiveness and advise the ER accordingly;</li> <li>3. Supervise the implementation of remedial measures.</li> </ol>	<ol style="list-style-type: none"> <li>1. Confirm receipt of notification of failure in writing;</li> <li>2. Notify Contractor;</li> <li>3. Require Contractor to propose remedial measures for the analysed noise problem;</li> <li>4. Ensure remedial measures properly implemented;</li> <li>5. If exceedance continues, consider what portion of the work is responsible and instruct the Contractor to stop that portion of work until the exceedance is abated.</li> </ol>	<ol style="list-style-type: none"> <li>1. Take immediate action to avoid further exceedance;</li> <li>2. Submit proposals for remedial actions to the IEC within three working days of notification;</li> <li>3. Implement the agreed proposals;</li> <li>4. Resubmit proposals if problem still not under control;</li> <li>5. Stop the relevant portion of works as determined by the ER until the exceedance is abated.</li> </ol>

**Table C3 Event/Action Plan for Landscape and Visual**

Event	Action			
	ET	IEC	ER	Contractor
Action Level Exceedance	<ol style="list-style-type: none"> <li>1. Inform the IEC, ER and the Contractor;</li> <li>2. Discuss remedial actions with IEC, ER and Contractor; and</li> <li>3. Monitor remedial actions until rectification has been completed.</li> </ol>	<ol style="list-style-type: none"> <li>1. Check inspection report;</li> <li>2. Check Contractor's working method;</li> <li>3. Discuss with ET, ER and Contractor on possible remedial measures;</li> <li>4. Advise ER on effective of proposed remedial measures; and</li> <li>5. Check implementation of remedial measures.</li> </ol>	<ol style="list-style-type: none"> <li>1. Confirm receipt of notification of non-conformity in writing;</li> <li>2. Review and agree on the remedial measures proposed by the Contractor; and</li> <li>3. Ensure remedial measures are properly implemented.</li> </ol>	<ol style="list-style-type: none"> <li>1. Identify source and investigate the non-conformity;</li> <li>2. Amend working methods agreed with ER as appropriate; and</li> <li>3. Rectify damage and undertake any necessary replacement.</li> </ol>
Limit Level Exceedance	<ol style="list-style-type: none"> <li>1. Identify sources;</li> <li>2. Inform the Contractor, IEC and ER;</li> <li>3. Discuss inspection frequency;</li> <li>4. Discuss remedial actions with IEC, ER and Contractor;</li> <li>5. Monitor remedial actions until rectification has been completed; and</li> <li>6. If non-conformity stops, cease additional monitoring.</li> </ol>	<ol style="list-style-type: none"> <li>1. Check inspection report;</li> <li>2. Check Contractor's working method;</li> <li>3. Discuss with ET, ER and Contractor on possible remedial measures; and</li> <li>4. Advise ER on effectiveness of proposed remedial measures.</li> </ol>	<ol style="list-style-type: none"> <li>1. Notify the Contractor;</li> <li>2. In consultation with the ET and IEC, agree with the Contractor on the remedial measures to be implemented; and</li> <li>3. Supervise implementation of remedial measures.</li> </ol>	<ol style="list-style-type: none"> <li>1. Identify source and investigate the non-conformity;</li> <li>2. Implement remedial measures;</li> <li>3. Amend working methods agreed with ER as appropriate;</li> <li>4. Rectify damage and undertake any necessary replacement. Stop relevant portion of works as determined by ER until the non-conformity is abated.</li> </ol>

Notes:

ET – Environmental Team; IEC – Independent Environmental Checker; ER – Engineer's Representative

## **Appendix D**

### **Project Implementation Schedule**



## Environmental Mitigation Implementation Schedule (EMIS)

EM&A Log Ref.	Recommended Mitigation Measures	Objective of the recommended measure & main concerns to address	Implement Agent	Location / Timing	Implementation Timing	Requirements and / or Standards to be Achieved	Implementation status
<b>Air Quality</b>							
D1	Dust suppression measures, including watering once per hour, will be incorporated in accordance with the requirements of the Air Pollution Control (Construction Dust) Regulation. Dust filter shall be installed at the ventilation system of the emission source at the tunnel portal chimney. The proposed dust control measures presented in Table 3.11 of the EIA report shall be followed.	Minimize dust impact at the nearby sensitive receivers	Contractor	Tunnel Portal	Construction Phase	<ul style="list-style-type: none"> <li>• Air Pollution Control Ordinance</li> <li>• To control the dust impact to meet HKAQO and EIAO-TM criteria</li> </ul>	Implemented
D2	<p>The following dust suppression measures should be incorporated into contract document. The standard dust suppression measures as stipulated in the Air Pollution Control (Construction Dust) Regulation to control the dust nuisance shall be implemented throughout the construction phase:</p> <ul style="list-style-type: none"> <li>• The contractor shall observe and comply with Air Pollution Control (Construction Dust) Regulation and implement all the required mitigation measures.</li> <li>• The contractor shall undertake precautions at all times to prevent dust nuisance and smoke as a result of his activities.</li> <li>• The contractor shall ensure a highly efficient dust filter (at least 80% efficiency) to be installed at the ventilation exhaust to treat the exhausting air from cavern.</li> <li>• The contractor shall frequently clean and water the site to minimize fugitive dust emissions.</li> <li>• The contractor shall ensure that there will be adequate water supply/storage for dust suppression.</li> </ul>	Minimize dust impact at the nearby sensitive receivers	Contractor	All Construction sites	Construction Stage	<ul style="list-style-type: none"> <li>• Air Pollution Control Ordinance</li> <li>• To control the dust impact to meet HKAQO and EIAO-TM criteria</li> </ul>	Implemented

EM&A Log Ref.	Recommended Mitigation Measures	Objective of the recommended measure & main concerns to address	Implement Agent	Location / Timing	Implementation Timing	Requirements and / or Standards to be Achieved	Implementation status
	<ul style="list-style-type: none"> <li>The working area of any pavement breaking, excavation or earth moving operation should be sprayed with water immediately before, during and after the operation to avoid dust generation.</li> <li>Any stockpile of dusty material should be properly covered by tarpaulin or other impervious sheeting.</li> <li>Vehicles leaving a site loaded with dusty materials should be covered by tarpaulin or other impervious sheeting.</li> <li>Wheel washing facilities shall be installed and used by all vehicles leaving the site. No earth, mud, debris, dust and the like shall be deposited on public roads. Water in the wheel cleaning facility shall be changed at frequent intervals and sediments shall be removed regularly. The contractor shall submit details of proposals for the wheel cleaning facility. Such wheel washing facilities shall be usable prior to any earthworks excavating activity on the site. The Contractor shall also provide a hard-surfaced road between any washing facility and the public road.</li> <li>Any materials dropped on paved roads shall be cleaned up immediately to prevent dust nuisance.</li> <li>The contractor shall devise, arrange methods of working and carrying out the works in such a manner so as to minimize dust impacts on the surrounding environment, and shall provide experienced personnel with suitable training to ensure that these methods are implemented.</li> </ul>						
D3	The contractor shall also implement specific dust mitigation measures for excavation, drilling and blasting activities during the construction of tunnel portal. These include the use of blast nets / canvas covers and ensure portal door is properly closed.	Minimize dust impact at the nearby sensitive receivers	Contractor	All Construction sites	Construction Stage	<ul style="list-style-type: none"> <li>Air Pollution Control Ordinance</li> <li>To control the dust impact to meet</li> </ul>	To be Implemented

EM&A Log Ref.	Recommended Mitigation Measures	Objective of the recommended measure & main concerns to address	Implement Agent	Location / Timing	Implementation Timing	Requirements and / or Standards to be Achieved	Implementation status
						HKAQO and EIAO-TM criteria	
D4	Before the commencement of any works, the Engineer may require the contractor to submit the methods of working, construction plant or equipment and air pollution control measures to be used on the site to be made available for inspection and approval.	Minimize dust impact at the nearby sensitive receivers	Contractor	All Construction sites	Construction Stage	<ul style="list-style-type: none"> <li>• Air Pollution Control Ordinance</li> <li>• To control the dust impact to meet HKAQO and EIAO-TM criteria</li> </ul>	Implemented
D5	<p>The following precautionary measures shall be incorporated into contract document and implemented throughout the construction.</p> <ul style="list-style-type: none"> <li>• The contractor shall ensure the use of electricity power equipment is connected to the main electricity supply for better emission estimation.</li> <li>• The contractor shall avoid the use of diesel power machines and generators as far as practicable.</li> <li>• The contractor shall avoid the use of non-road mobile machineries which exempt by the Air Pollution Control (Non-road Mobile Machinery) (Emission) Regulation, and seek the ones with proper label issued by EPD.</li> <li>• The contractor shall observe the requirement of DEVB TC(W) No. 13/2020, to apply a temporary electricity and water supply with a target that the necessary cables/water mains laying works could be completed before the commencement of the works contract.</li> </ul>	Avoid burdening the surrounding NO <sub>2</sub> concentration	Contractor	All Construction sites	Construction Stage	<ul style="list-style-type: none"> <li>• Air Pollution Control Ordinance</li> <li>• To control the dust impact to meet HKAQO and EIAO-TM criteria</li> <li>• DEVB TC(W) No. 13/2020</li> </ul>	Implemented

EM&A Log Ref.	Recommended Mitigation Measures	Objective of the recommended measure & main concerns to address	Implement Agent	Location / Timing	Implementation Timing	Requirements and / or Standards to be Achieved	Implementation status
<b>Construction Noise</b>							
N1	The contractor should limit the pipe section to be constructed by open cut method in a length of no more than 30 m at any one time when works are in close proximity to NSRs. Each work front along the proposed watermain laying should be separated by a clearance distance of at least 60 m.	Control construction noise impacts	Contractor	All construction area for watermain laying works	Construction stage	• EIAO-TM	To be implemented
N2	Use of quiet PME is considered to be a practicable means to mitigate the construction noise impact. Quiet plant is defined as a PME having actual SWL lower than the value specified in the GW-TM.	Control construction noise impacts	Contractor	All construction area for watermain laying works	Construction stage	• EIAO-TM • A Practical Guide for the Reduction of Noise from construction works	Implemented
N3	The use of noise barrier for certain PME could generally provide a 5 dB(A) reduction for movable PME and 10 dB(A) for stationary PME. The barrier material shall have a superficial surface density of not less than 10 kg/m <sup>2</sup> and have no opening or gaps. Sound absorbent lining inside the enclosure should be at least 25 mm thick.	Control construction noise impacts	Contractor	All construction area for watermain laying works	Construction stage	• EIAO-TM	Implemented
N4	Provision of movable noise barriers of 3m or above in height and with a short-cantilevered section on the top with skid footing should be used and located within a few metres of stationary plant and mobile plant such that the line of sight to the NSR is blocked by the barriers.	Control construction noise impacts	Contractor	All construction area for watermain laying works	Construction stage	• EIAO-TM	To be implemented
N5	Noise enclosure lined with absorptive materials shall be provided at the tunnel portal to mitigate the noise from tunnel/cavern construction. The enclosure is a gap free enclosure with acoustic doors for vehicular access purpose. The acoustic doors shall remain closed throughout the construction period. The sheet material mass of the noise enclosure should be at least 10 kg/m <sup>2</sup> and sound-absorbent lining inside the enclosure should be at least 25 mm thick.	Control construction noise impacts	Contractor	Tunnel Portal	Construction stage	• EIAO-TM • A Practical Guide for the Reduction of Noise from construction works	To be implemented

EM&A Log Ref.	Recommended Mitigation Measures	Objective of the recommended measure & main concerns to address	Implement Agent	Location / Timing	Implementation Timing	Requirements and / or Standards to be Achieved	Implementation status
N6	Noise barrier/enclosure should be inspected and maintained regularly. The contractor should design and provide details of the temporary noise barriers and noise enclosure to the Engineer for approval.	Control construction noise impacts	Contractor	All Construction sites	Construction stage	• EIAO-TM	Implemented
N7	For NSR5, NSR14, NSR19 and NSR 22, the construction works of Fresh Water/Salt Water Mainlaying (Reinstatement Works) shall be arranged and carried out during School Holidays (i.e., the section of the mainlaying alignment is 20m measured from the school site boundary).	Control construction noise impacts	Contractor	All Construction area for watermain laying works	Construction stage	• EIAO-TM	To be Implemented
N8	During examination period, no mainlaying works will be carried out within 30m (for NSR 14, NSR 19 and NSR 22) or 50m (for NSR 5) from the school site boundary.	Control construction noise impacts	Contractor	All Construction area for watermain laying works	Construction stage	• EIAO-TM	To be Implemented
N9	For NSR13, NSR20 and P1, the concrete lorry mixer shall be located 10 m away from the residential site boundary during the construction works of Fresh Water/Salt Water Mainlaying (Reinstatement Works).	Control construction noise impacts	Contractor	All Construction area for watermain laying works	Construction stage	• EIAO-TM	To be Implemented
N10	<u>Good Site Management Practices</u> <ul style="list-style-type: none"> <li>Only well-maintained plant should be operated on-site, and plant will be serviced regularly during the construction phase;</li> <li>Silencers or mufflers on construction equipment should be utilized and should be properly maintained during the construction phase;</li> <li>Mobile plant, if any, should be sited away from NSRs;</li> <li>Machines and plant (such as trucks) that may be in intermittent use should be shut down between work periods or will be throttled down to a minimum;</li> <li>Plant known to emit noise strongly in one direction should be orientated so that the noise is directed away from the nearby NSRs;</li> </ul>	Control construction noise impacts	Contractor	All Construction sites	Construction stage	• EIAO-TM	Implemented



EM&A Log Ref.	Recommended Mitigation Measures	Objective of the recommended measure & main concerns to address	Implement Agent	Location / Timing	Implementation Timing	Requirements and / or Standards to be Achieved	Implementation status
	<ul style="list-style-type: none"> <li>Material stockpiles and other structures should be effectively utilised in screening noise from on-site construction activities;</li> <li>The contractor should devise, arrange methods of working and carrying out the works in such manner as to minimise noise impacts on the surrounding environment, and should provide experience personnel with suitable training to ensure that all these measures are implemented properly; and;</li> <li>The contractor should minimise construction noise exposure to the school (especially during examination periods) as much as possible. The contractor should liaise with the school and Examination Authority to ascertain the exact dates and times of all examination periods during the course of the contract and to avoid noisy activities during these periods.</li> </ul>						
<b>Operation Noise</b>							
N11	<ul style="list-style-type: none"> <li>Choose quieter plant;</li> <li>Include noise levels specification when ordering new mechanical equipment such as pumps and ventilation systems;</li> <li>Locate fixed plant, louvres or openings away from NSRs;</li> <li>Locate fixed plant in walled plant rooms or in specially designed enclosures;</li> <li>Ensure pump room doors and tunnel portal doors are kept closed;</li> <li>Silencers, acoustic louvres or acoustic doors should be used where necessary; and</li> <li>Develop and implement a regularly scheduled plant maintenance programme so that equipment is properly</li> </ul>	Reduce the operation noise	Project Proponent	Tunnel Portal / Ancillary building / SRs in carven	Prior to operation of the Project for planned NSRs	<ul style="list-style-type: none"> <li>EIAO-TM</li> </ul>	To be implemented

EM&A Log Ref.	Recommended Mitigation Measures	Objective of the recommended measure & main concerns to address	Implement Agent	Location / Timing	Implementation Timing	Requirements and / or Standards to be Achieved	Implementation status
	operated and serviced in order to maintain controlled level of noise. The programme should be implemented by properly trained personnel.						
<b>Water Quality (Construction Phase)</b>							
W1	<b><u>General Construction Site Practice</u></b> The Contractor should observe and comply with the Water Pollution Control Ordinance and its subsidiary regulations and obtain a discharge license under the Ordinance for discharge of effluent from the construction site. The discharge quality must meet the requirements specified in the discharge licence. All the runoff and wastewater generated from the works areas should be treated so that it satisfies all the standards listed in the TM-DSS. The Contractor should carry out the Project works in such a manner as to minimise adverse impacts on the water quality during execution of the works. In particular, the Contractor should arrange the working method to minimise the effects on the water quality within and outside the Project Site and on the transport routes. In addition, the management of construction site drainage from the Project will follow guidelines provided in ProPECC PN 1/94 – “Construction Site Drainage”. The mitigation measures described in ETWB TC(W) No. 5/2005 shall also be followed where necessary for construction activities in close vicinity to inland watercourses.	To minimise water quality impact from construction site runoff and general construction activities	Contractor	All construction sites where applicable	Construction stage	• Water Pollution Control Ordinance • ProPECC PN1/94 • ETWB TC(W) No. 5/2005 • EIAO-TM • TM-DSS	Implemented
W2	<b><u>Construction Site Runoff and General Construction Activities</u></b> Proper site management measures should be implemented to control site runoff and drainage, and thereby prevent high sediment loadings from reaching	To minimize water quality impact from construction site runoff and general	Contractor	All construction sites where applicable	Construction stage	• Water Pollution Control Ordinance • ProPECC PN1/94 • ETWB TC(W) No. 5/2005 • EIAO-TM	Implemented

EM&A Log Ref.	Recommended Mitigation Measures	Objective of the recommended measure & main concerns to address	Implement Agent	Location / Timing	Implementation Timing	Requirements and / or Standards to be Achieved	Implementation status
	<p>downstream sections of the river/stream. The mitigation measures shall include the following practices:</p> <ul style="list-style-type: none"> <li>Provision of perimeter channels to intercept storm-runoff from outside the site. These should be constructed in advance of the construction works.</li> <li>Temporary ditches such as channels, earth bunds or sandbag barriers should be included to facilitate runoff discharge into the stormwater drain, via a sand/silt basin/trap.</li> <li>Works programme should be designed to minimise works areas at any one time, thus minimizing exposed soil areas and reducing the potential for increased siltation and site runoff.</li> <li>Sand/silt removal facilities such as sand traps, silt traps and sediment basins should be provided to remove the sand/silt particles from run-off where necessary. These facilities should be properly and regularly cleaned and maintained. These facilities should be carefully planned to ensure that they would be installed at appropriate locations to capture all surface water generated on site.</li> <li>Careful programming of the works to avoid excavation works during the rainy season (April to September).</li> <li>Temporary access roads (if any) should be protected by crushed gravel and exposed slope surfaces shall be protected (e.g. by tarpaulin) when rainstorms are likely;</li> <li>Open stockpiles of construction materials on-site should be covered with tarpaulin or similar fabric during rainstorms to prevent erosion. Measures should be taken to prevent the washing away of construction materials, soil, silt or debris into any drainage system</li> </ul>	construction activities				<ul style="list-style-type: none"> <li>TM-DSS</li> </ul>	

EM&A Log Ref.	Recommended Mitigation Measures	Objective of the recommended measure & main concerns to address	Implement Agent	Location / Timing	Implementation Timing	Requirements and / or Standards to be Achieved	Implementation status
	<ul style="list-style-type: none"> <li>Earthwork final surfaces should be well compacted, and the subsequent permanent work or surface protection should be carried out immediately after the final surfaces are formed to prevent erosion caused by rainstorms. Appropriate drainage like intercepting channels should be provided where necessary.</li> <li>Measures should be taken to minimise the ingress of rainwater into trenches. If excavation of trenches in wet seasons is necessary, they should be dug and backfilled in short sections. Rainwater pumped out from trenches or foundation excavations should be discharged into storm drains via silt removal facilities.</li> <li>Manholes should always be adequately covered and temporarily sealed so as to prevent silt, construction materials or debris from getting into the drainage system, and to prevent storm run-off from getting into foul sewers. Discharge of surface run-off into foul sewers must always be prevented in order not to unduly overload the foul sewerage system.</li> <li>Water used in ground boring and drilling for site investigation or rock/soil anchoring should as far as practicable be recirculated after sedimentation. When there is a need for final disposal, the wastewater should be discharged into storm drains via silt removal facilities.</li> <li>All vehicles and plant should be cleaned before they leave a construction site to ensure no earth, mud, debris and the like is deposited by them on roads. A wheel washing bay should be provided at every site if practicable and wash-water should have sand and silt settled out or removed before discharging into storm drains. The section of construction road between the wheel washing bay and the public road should be</li> </ul>						

EM&A Log Ref.	Recommended Mitigation Measures	Objective of the recommended measure & main concerns to address	Implement Agent	Location / Timing	Implementation Timing	Requirements and / or Standards to be Achieved	Implementation status
	paved with backfill to reduce vehicle tracking of soil and to prevent site run-off from entering public road drains.						
W3	Reuse of treated site runoff shall be considered as far as practicable for onsite activities such as dust suppression, wheel washing and general cleaning, etc.	To minimize water quality impact from construction site runoff and general construction activities	Contractor	All construction sites where applicable	Construction stage	<ul style="list-style-type: none"> <li>• Water Pollution Control Ordinance</li> <li>• ProPECC PN1/94</li> <li>• ETWB TC(W) No. 5/2005</li> <li>• EIAO-TM</li> <li>• TM-DSS</li> </ul>	N/A
W4	<u>Sewage Generated by Construction Workforce</u> No discharge of sewage to the storm drains and inland watercourse will be allowed. Domestic sewage /wastewater generated by workforce on-site should be collected in a suitable storage facility such as portable chemical toilets. An adequate number of portable toilets will be provided during the construction phase, with a licensed collector employed to clean the chemical toilets on a regular basis and be responsible for collection and disposal of the sewage. According to the Reference Materials on Construction Site Welfare, Health and Safety Measures that issued by the Construction Industry Council, the number of toilet facilities provided on site shall be at a ratio of not less than one for every 25 workers. These toilets should be maintained in a state that will not deter the workers from using them.	To minimise water quality impact from sewage effluent in construction phase	Contractor	All construction sites where applicable	Construction stage	<ul style="list-style-type: none"> <li>• Water Pollution Control Ordinance</li> <li>• ProPECC PN1/94</li> <li>• ETWB TC(W) No. 5/2005</li> <li>• EIAO-TM</li> <li>• TM-DSS</li> </ul>	Implemented
W5	<u>Accidental Spillage of Chemicals</u> The following mitigation measures should be implemented to avoid adverse impacts of chemical spillage:	To prevent water quality impact due to chemical spillage	Contractor	All construction sites where applicable	Construction stage	<ul style="list-style-type: none"> <li>• Water Pollution Control Ordinance</li> <li>• Waste Disposal (Chemical Waste) (General) Regulation</li> <li>• ProPECC PN1/94</li> </ul>	Implemented



EM&A Log Ref.	Recommended Mitigation Measures	Objective of the recommended measure & main concerns to address	Implement Agent	Location / Timing	Implementation Timing	Requirements and / or Standards to be Achieved	Implementation status
	<ul style="list-style-type: none"> <li>Waste streams classifiable as chemical wastes should be properly stored, collected and treated for compliance with the requirements set out in the Waste Disposal Ordinance and its subsidiary Waste Disposal (Chemical Waste) (General) Regulation.</li> <li>All fuel tanks and chemical storage areas should be provided with locks and be sited on paved areas.</li> <li>The storage areas should be surrounded by bunds with a capacity equal to 110% of the storage capacity of the largest tank to prevent spilled oil, fuel and chemicals from reaching the receiving waters.</li> <li>Waste oil should be collected and stored for recycling or disposal, in accordance with the Waste Disposal Ordinance.</li> <li>Vehicle and plant servicing areas, vehicle wash bays and lubrication bays should, as far as possible, be located within roofed areas. The drainage in these covered areas should be connected to foul sewers via a petrol interceptor.</li> </ul>					<ul style="list-style-type: none"> <li>ETWB TC(W) No. 5/2005</li> <li>EIAO-TM</li> <li>TM-DSS</li> </ul>	
W6	<p><u>Groundwater infiltration and Groundwater Drawdown</u></p> <p>To minimize the groundwater infiltration, the following groundwater control measures are recommended:</p> <ul style="list-style-type: none"> <li>The Contractor shall undertake rigorous probing of the ground ahead of excavation works to identify zones of significant water inflow that could occur as a result of discrete, permeable features. In such zones of significant water inflow, the overall inflow would be reduced by means of cut-off grouting executed ahead of the tunnel/cavern advance.</li> <li>Where water inflow quantities are excessive, pre-grouting will be required to reduce the water inflow into the tunnel/cavern.</li> </ul>	To minimise water quality impact from groundwater infiltration	Contractor	All construction sites where applicable	Construction stage	<ul style="list-style-type: none"> <li>Water Pollution Control Ordinance</li> <li>ProPECC PN1/94</li> <li>ETWB TC(W) No. 5/2005</li> <li>EIAO-TM</li> <li>TM-DSS</li> </ul>	To be Implemented

EM&A Log Ref.	Recommended Mitigation Measures	Objective of the recommended measure & main concerns to address	Implement Agent	Location / Timing	Implementation Timing	Requirements and / or Standards to be Achieved	Implementation status
	<ul style="list-style-type: none"> <li>In case of excessive infiltration being observed as a result of the tunnelling or excavation works even after pre-</li> <li>grouting measures, post-grouting should be applied as far as practicable.</li> <li>Waterproof lining will be installed after the formation of the tunnels and caverns.</li> <li>In the event of seepage of groundwater occurs, groundwater should be pumped out from works areas and discharged to the storm drains via silt removal facilities. The discharges during construction phase shall comply with WPCO requirements</li> </ul>						
W7	<p><u>Construction Works in Close Proximity of Inland Watercourses</u></p> <p>The mitigation measures proposed for “General Construction Site Practice” and “Construction Site Runoff and General Construction Activities” in Sections 5.8.2 and 5.8.3 of the EIA report shall be implemented properly to minimize the water quality impacts during to the construction works in close proximity of inland watercourse.</p>	To minimise water quality impact from construction site near watercourses	Contractor	All construction sites where applicable	Construction stage	<ul style="list-style-type: none"> <li>Water Pollution Control Ordinance</li> <li>ProPECC PN1/94</li> <li>ETWB TC(W) No. 5/2005</li> <li>EIAO-TM</li> <li>TM-DSS</li> </ul>	To be Implemented
W8	<p>The practices outlined in ETWB TC(W) No. 5/2005 shall also be adopted where applicable to minimise the water quality impacts upon any natural streams or other inland watercourses. Relevant mitigation measures are listed below:</p> <ul style="list-style-type: none"> <li>The use of less or smaller construction plants may be specified in areas close to the inland watercourses to reduce the disturbance to the surface water.</li> <li>Temporary storage of materials (e.g. equipment, chemicals and fuel) and temporary stockpile of</li> </ul>	To minimise water quality impact from construction site near watercourses	Contractor	The relocated DHSRs	Construction stage	<ul style="list-style-type: none"> <li>Water Pollution Control Ordinance</li> <li>ProPECC PN1/94</li> <li>ETWB TC(W) No. 5/2005</li> <li>EIAO-TM</li> <li>TM-DSS</li> </ul>	Implemented

EM&A Log Ref.	Recommended Mitigation Measures	Objective of the recommended measure & main concerns to address	Implement Agent	Location / Timing	Implementation Timing	Requirements and / or Standards to be Achieved	Implementation status
	<p>construction debris and spoil should be located well away from any watercourses.</p> <ul style="list-style-type: none"> <li>• Stockpiling of construction materials and dusty materials should be covered and located away from any watercourses.</li> <li>• Construction debris and spoil should be covered up and/or disposed of as soon as possible to avoid being washed into the nearby inland watercourses.</li> <li>• Adequate lateral support may need to be erected in order to prevent soil/mud from slipping into the watercourses.</li> <li>• Construction works close to the inland watercourses should be carried out in dry season as far as practicable where the flow in the surface channel or stream is low.</li> </ul>						
W9	<p><u>Cleansing Effluent Generated from Washing of Interior of Structures</u></p> <p>The cleaning effluent containing SS and residual chlorine should be settled out through the sedimentation tank and dechlorinated by the de-chlorination plant. The discharge quality of the cleansing effluent generated from washing of interior of structures after the construction shall meet the requirements specified in the discharge licence and the cleaning effluent should be treated properly so that it satisfies all the standards listed in the TM-DSS</p>	To minimise water quality impact from construction site effluent	Contractor	The relocated DHSRs	Construction stage	<ul style="list-style-type: none"> <li>• Water Pollution Control Ordinance</li> <li>• ProPECC PN1/94</li> <li>• ETWB TC(W) No. 5/2005</li> <li>• EIAO-TM</li> <li>• TM-DSS</li> </ul>	To be Implemented
<b>Water Quality (Operation Phase)</b>							
W10	The ProPECC PN 5/93 "Drainage Plans subject to Comments by Environmental Protection Department" provides guidelines and practices for handling, treatment and disposal of various effluent discharges to stormwater drains and foul sewers. The design of site drainage and disposal of various site effluents generated within the	To control operational site effluents	Further Operator	The relocated DHSRs	Operation stage	<ul style="list-style-type: none"> <li>• Water Pollution Control Ordinance</li> <li>• ProPECC PN5/93</li> </ul>	To be Implemented

EM&A Log Ref.	Recommended Mitigation Measures	Objective of the recommended measure & main concerns to address	Implement Agent	Location / Timing	Implementation Timing	Requirements and / or Standards to be Achieved	Implementation status
	development area should follow the relevant guidelines and practices as given in the ProPECC PN 5/93.						
W11	<u>Effluents from Cleaning of Service Reservoir</u> Treatment and disposal of cleansing water during annual cleaning and maintenance of the service reservoirs shall follow the WSD's current normal practice with reference to Sections 23.24 – 23.25 of the General Specification for Civil Engineering Works. Portable water incorporated with a mixture of sterilizing chemicals shall be used for washing water retaining structures. The cleansing effluent shall be settled out through the sedimentation tank and dechlorinated by a dechlorination unit before being discharged to drainage system. Agreement of DSD and discharge license from EPD shall be obtained before commencing any of the discharges during operation phase	To control operational site effluents	Further Operator	The relocated DHSRs	Operation stage	<ul style="list-style-type: none"> <li>• Water Pollution Control Ordinance</li> <li>• Sections 23.23-23.24 of the General Specification for Civil Engineering Works</li> <li>• TM-DSS</li> </ul>	To be Implemented
W12	<u>Non-point Source Surface Runoff</u> Best Management Practices (BMPs) to reduce non-point source surface water pollution are proposed as follows: <ul style="list-style-type: none"> <li>• Exposed surface shall be avoided within access road and portal/ancillary building areas to minimise soil erosion. The access road and the portal/ancillary building areas shall be either hard paved or covered by landscaping area where appropriate.</li> <li>• Screening facilities such as standard gully grating and trash grille, with spacing which is capable of screening off large substances such as fallen leaves and rubbish should be provided at the inlet of drainage system.</li> <li>• Road gullies with standard design and silt traps should be provided to remove particles present in stormwater runoff, where appropriate.</li> <li>• Good management measures such as regular cleaning and sweeping of road surface/ open areas are suggested. The road surface/ open area cleaning</li> </ul>	To minimize water quality impact from non-point source surface run-off	Further Operator	The relocated DHSRs	Design and Operation stages	<ul style="list-style-type: none"> <li>• Water Pollution Control Ordinance</li> <li>• ProPECC PN5/93</li> </ul>	To be Implemented

EM&A Log Ref.	Recommended Mitigation Measures	Objective of the recommended measure & main concerns to address	Implement Agent	Location / Timing	Implementation Timing	Requirements and / or Standards to be Achieved	Implementation status
	<p>should also be carried out prior to occurrence of rainstorm.</p> <ul style="list-style-type: none"> <li>Manholes, as well as storm water gullies, ditches provided at the Project site should be regularly inspected and cleaned (e.g. monthly). Additional inspection and cleansing should be carried out before forecast heavy rainfall.</li> </ul>						
<b>Waste Management (Construction Phase)</b>							
WM1	The waste management hierarchy shall apply to the construction waste management (i.e. in order of desirability: avoidance, minimization, recycling, treatment and safe disposal of waste).	Minimize waste generation during construction	Contractor	All construction sites	Design and Construction stages	<ul style="list-style-type: none"> <li>Waste Disposal Ordinance</li> <li>EIAO</li> </ul>	Implemented
WM2	The contractor should develop and provide toolbox talk for on-site sorting of C&D materials to enhance workers' awareness in handling, sorting, reuse and recycling of C&D materials. Requirements for staff training should be included in the contractor's Environmental Management Plan (EMP). The EMP shall be submitted to the Architect/Engineer for approval before construction works in accordance with ETWB TC(W) No.19/2005.	Minimize waste generation during construction	Contractor	All construction sites	Construction stages	<ul style="list-style-type: none"> <li>Waste Disposal Ordinance</li> <li>EIAO</li> <li>ETWB TC(W) No. 19/2005</li> <li>DEVB TC(W) No. 6/2010</li> </ul>	Implemented
WM3	Good planning and site management practice should be employed to eliminate over-ordering or mixing of construction materials to reduce wastage. Proper storage and site practices will minimise the damage or contamination of construction materials.	Ensure proper waste management system throughout the construction	Contractor	All construction sites	Construction stages	<ul style="list-style-type: none"> <li>Waste Disposal Ordinance</li> <li>EIAO</li> <li>ETWB TC(W) No. 19/2005</li> <li>DEVB TC(W) No. 6/2010</li> </ul>	Implemented
WM4	Where waste generation is unavoidable, the potential for recycling or reuse should be rigorously explored. If waste cannot be recycled, disposal routes described in the EMP should be followed. A recording system for the amount of wastes generated, recycled and disposed (including the	Reduce waste generation	Contractor	All Construction sites	Construction stage	<ul style="list-style-type: none"> <li>Waste Disposal Ordinance</li> <li>EIAO</li> <li>ETWB TC(W) No. 19/2005</li> </ul>	Implemented



EM&A Log Ref.	Recommended Mitigation Measures	Objective of the recommended measure & main concerns to address	Implement Agent	Location / Timing	Implementation Timing	Requirements and / or Standards to be Achieved	Implementation status
	disposal sites) should be implemented. In order to monitor the disposal of C&D material and solid wastes at public filling facilities and landfills and to control fly-tipping, a trip-ticket system should be included. One may make reference to DEVB TC(W) No. 6/2010 for details.					<ul style="list-style-type: none"> <li>• DEVB TC(W) No. 6/2010</li> </ul>	
WM5	Regular cleaning and maintenance of the waste storage area should be provided.	Avoid odour, pest, and litter impacts	Contractor	All construction sites	Construction stage	<ul style="list-style-type: none"> <li>• DEVB TC(W) No.8/2010</li> <li>• ETWB TC(W) No. 19/2005</li> </ul>	Implemented after observation
WM6	<p><u>Best Management Practice</u></p> <ul style="list-style-type: none"> <li>• An on-site environmental co-ordinator should be identified at the outset of the works. The co-ordinator shall prepare an Environmental Management Plan (EMP) incorporating waste management in accordance with the requirements set out in the ETWB TCW No. 19/2005, Environmental Management on Construction Sites. The EMP shall include monthly and yearly Waste Flow Tables (WFT) that indicate the amounts of waste generated, recycled and disposed of (including final disposal site), and which should be regularly updated. WFT will be provided in the WMP which will form part of the EMP in accordance with ETWB TCW No.19/2005;</li> <li>• The reuse/recycling of all materials on site shall be investigated prior to treatment/ disposal off- site;</li> <li>• Good site practices shall be adopted from the commencement of works to avoid the generation of waste, reduce cross contamination of waste and to promote waste minimisation;</li> <li>• All waste materials shall be sorted onsite into inert and non-inert C&amp;D materials, and where the materials can be recycled or reused, they shall be further segregated.</li> </ul>	Ensure proper waste management system throughout the construction	Contractor	All construction sites	• Construction stage	<ul style="list-style-type: none"> <li>• EIAO</li> <li>• Waste Disposal Ordinance</li> <li>• ETWB TCW No. 19/2005, Environmental Management on Construction Sites</li> <li>• DEVB TCW No.6/2010</li> <li>• DEVB TCW No. 8/2010</li> <li>• WBTC No.12/2000</li> </ul>	Implemented after reminder

EM&A Log Ref.	Recommended Mitigation Measures	Objective of the recommended measure & main concerns to address	Implement Agent	Location / Timing	Implementation Timing	Requirements and / or Standards to be Achieved	Implementation status
	<ul style="list-style-type: none"> <li>The contractor shall be responsible for identifying what materials can be recycled/ reused, whether on-site or offsite. In the event of the latter, the contractor shall make arrangements for the collection of the recyclable materials. Any remaining non-inert C&amp;D materials shall be collected and disposed of to the landfills whilst any inert C&amp;D materials shall be re-used on site as far as possible. Alternatively, if inert C&amp;D materials cannot be reused on-site, the materials would be delivered to public fill reception facilities for beneficial reuse after obtaining the appropriate licence;</li> <li>With reference to DEVB TCW No.6/2010, Trip-ticket System for Disposal of Construction and Demolition Material, a trip ticket system should be established at the outset of the construction to monitor the disposal of C&amp;D materials and solid wastes from the site to public filling facilities and landfills;</li> <li>Under the Waste Disposal (Chemical Waste) (General) Regulation, the Contractor shall register as a Chemical Waste Producer if chemical wastes such as spent lubricants and paints are generated on site. Only licensed chemical waste collectors shall be employed to collect any chemical waste generated at site. The handling, storage, transportation and disposal of chemical wastes shall be conducted in accordance with the Code of Practice on the Packaging, Labelling and Storage of Chemical Wastes and A Guide to the Chemical Waste Control Scheme both published by EPD;</li> <li>A sufficient number of covered bins shall be provided on site for the containment of general refuse. These bins shall be cleared daily and the collected waste disposed of to the refuse transfer station. Further to the</li> </ul>						

EM&A Log Ref.	Recommended Mitigation Measures	Objective of the recommended measure & main concerns to address	Implement Agent	Location / Timing	Implementation Timing	Requirements and / or Standards to be Achieved	Implementation status
	<p>issue of DEVB TCW No. 8/2010, Enhanced Specification for Site Cleanliness and Tidiness, the contractor is required to maintain a clean and hygienic site throughout the Project works;</p> <ul style="list-style-type: none"> <li>• Tool-box talks should be provided to workers about the concepts of site cleanliness and appropriate waste management procedures, including waste reduction, reuse, and recycling; and</li> <li>• The contractor shall comply with all relevant statutory requirements and guidelines and their updated versions that may be issued during the course of Project construction.</li> </ul>						
WM7	<p><u>On-site Sorting, Reuse and Recycling</u> All waste materials should be segregated into categories covering:</p> <ul style="list-style-type: none"> <li>• Inert C&amp;D materials suitable for reuse on-site;</li> <li>• Inert C&amp;D materials suitable for public fill reception facilities;</li> <li>• Recyclable C&amp;D materials for recycling;</li> <li>• Remaining C&amp;D materials for landfill;</li> <li>• Chemical waste; and</li> <li>• General refuse for landfill.</li> </ul>	Reduce waste generation	Contractor	All construction sites	Construction stage	<ul style="list-style-type: none"> <li>• Waste Disposal Ordinance</li> <li>• ETWB TCW No. 19/2005, Environmental Management on Construction Sites</li> </ul>	Implemented
WM8	Proper segregation and disposal of construction waste should be implemented. Separate containers should be provided for inert and non-inert materials.	Reduce waste generation	Contractor	All construction sites	Construction stage	<ul style="list-style-type: none"> <li>• Waste Disposal Ordinance</li> <li>• ETWB TCW No. 19/2005, Environmental Management on Construction Sites</li> </ul>	Implemented

EM&A Log Ref.	Recommended Mitigation Measures	Objective of the recommended measure & main concerns to address	Implement Agent	Location / Timing	Implementation Timing	Requirements and / or Standards to be Achieved	Implementation status
WM9	Specific area should be allocated for on-site sorting of C&D materials and to provide a temporary storage area for those sorted materials. If area is limited, all C&D materials should at least be sorted on-site into inert and non-inert components. Non-inert C&D materials such as bamboo, timber, vegetation, packaging waste and other organic materials should be reused and recycled to local recycler wherever possible and disposed to the designated landfill only as a last resort. Inert C&D materials such as concrete, stone, clay, brick, soil, asphalt and the like should be separated and reused in this or other projects (subject to approval by the relevant parties in accordance with the DEVB TC(W) No. 6/2010) before disposed of at a public filling facility operated by CEDD. Steel and other metals should be recovered from demolition waste stream and recycled	Ensure proper waste management system throughout the construction in order to reduce waste generation	Contractor	All construction sites	Construction stage	<ul style="list-style-type: none"> <li>Waste Disposal Ordinance</li> <li>ETWB TCW No. 19/2005, Environmental Management on Construction Sites</li> <li>DEVB TCW No.6/2010</li> <li>DEVB TCW No.8/2010</li> </ul>	Implemented
WM10	The reuse of inert C&D materials such as soil, rock and broken concrete should be maximised. Waste should be separated into fine, soft and hard materials. With the use of a crusher, coarse materials can be crushed to make it suitable for use as fill materials where fill is required in the works. This minimises the use of imported materials and maximises the use of the C&D materials produced. Approval from CEDD and EPD shall be obtained for the use of site crusher in accordance with WBTC No. 11/2002.	Ensure proper waste management system throughout the construction in order to reduce waste generation	Contractor	All construction sites	Construction stage	<ul style="list-style-type: none"> <li>Waste Disposal Ordinance</li> <li>WBTC No. 11/2002</li> </ul>	Implemented
WM11	<u>Excavated Materials</u> Excavated materials should be temporarily stored on-site for use as backfill as far as possible. It should be properly covered with tarpaulin or similar impervious sheeting to prevent dust nuisance and site runoff. Surplus excavated materials should be disposed of to public fill reception facilities.	Minimize dust, site runoff and waste impacts from excavated and C&D materials	Contractor	All construction sites	Construction stage	<ul style="list-style-type: none"> <li>Waste Disposal Ordinance</li> <li>Air Pollution Control Ordinance</li> <li>To control the dust impact to meet HKAQO and EIAO-TM criteria</li> </ul>	Implemented

EM&A Log Ref.	Recommended Mitigation Measures	Objective of the recommended measure & main concerns to address	Implement Agent	Location / Timing	Implementation Timing	Requirements and / or Standards to be Achieved	Implementation status
WM12	Control measures for temporary stockpiles on-site should be taken, which include: <ul style="list-style-type: none"> <li>• Surface of stockpiled soil should be regularly wetted with water especially during dry season;</li> <li>• Disturbance of stockpiled soil should be minimized;</li> <li>• Stockpiled soil should be properly covered with tarpaulin especially when heavy rainstorms are predicted;</li> <li>• Stockpiling areas should be enclosed where space is available;</li> <li>• Stockpiling location should be away from the water bodies; and</li> <li>• An independent surface water drainage system equipped with silt traps should be installed at the stockpiling area.</li> </ul>	Minimize the noise, generation of dust, pollution of water and visual impact from excavated and C&D materials	Contractor	All construction sites	Construction stage	<ul style="list-style-type: none"> <li>• Waste Disposal Ordinance</li> <li>• Air Pollution Control Ordinance</li> <li>• To control the dust impact to meet HKAQO and EIAO-TM criteria.</li> <li>• ETWB TC(W) No.19/2005</li> </ul>	Implemented
WM13	The Public Fill Committee of CEDD should be consulted for disposal of inert C&D materials to public fill reception facilities while EPD should be consulted for disposal of non-inert C&D materials to landfill. Disposal of C&D waste to landfill must not have more than 50% (by weight) inert material. The C&D waste delivered for landfill disposal should contain no free water and the liquid content should not exceed 70% by weight.	Minimise waste impacts from C&D materials	Contractor	All construction sites	Design and Construction stages	<ul style="list-style-type: none"> <li>• Waste Disposal Ordinance</li> <li>• ETWB TCW No. 19/2005, Environmental Management on Construction Sites</li> <li>• DEVB TCW No.6/2010</li> <li>• DEVB TCW No.8/2010</li> </ul>	Implemented
WM14	In order to avoid dust impacts, any vehicle leaving a works area carrying C&D waste or public fill should have their load covered up before leaving the construction site.	Minimize the dust impact from transferring C&D materials	Contractor	All construction sites	Construction stages	<ul style="list-style-type: none"> <li>• Air Pollution Control Ordinance</li> <li>• ETWB TCW No. 19/2005, Environmental Management on Construction Sites</li> </ul>	Implemented



EM&A Log Ref.	Recommended Mitigation Measures	Objective of the recommended measure & main concerns to address	Implement Agent	Location / Timing	Implementation Timing	Requirements and / or Standards to be Achieved	Implementation status
						<ul style="list-style-type: none"> <li>• DEVB TCW No.6/2010</li> <li>• DEVB TCW No.8/2010</li> </ul>	
WM15	C&D materials should be disposed of at designated public fill reception facilities or landfills. Disposal of these materials for the use at other construction projects is subject to the approval of the Engineer and/or other relevant reception authorities. Furthermore, unauthorised disposal of C&D materials in particular on private agricultural land is prohibited and may be subject to relevant enforcement and regulating actions. The disposal of public fill and C&D materials will be controlled through trip-ticket system in accordance with DEVB TC(W) No. 6/2010.	Minimise waste impacts from C&D materials	Contractor	All construction sites	Construction stages	<ul style="list-style-type: none"> <li>• Waste Disposal Ordinance</li> <li>• ETWB TCW No. 19/2005, Environmental Management on Construction Sites</li> <li>• DEVB TCW No.6/2010</li> <li>• DEVB TCW No.8/2010</li> </ul>	Implemented
WM16	<u>Chemical Waste</u> Where the construction processes produce chemical waste, the contractor must register with EPD as a chemical waste producer. Wastes classified as chemical wastes are listed in the Waste Disposal (Chemical Waste) (General) Regulation. These wastes are subject to stringent disposal routes. EPD requires information on the particulars of the waste generation processes including the types of waste produced, their location, quantities and generation rates. A nominated contact person must be registered with EPD. An updated list of licensed chemical waste collector can be obtained from EPD.	Proper waste management for chemical waste	Contractor / Relevant Operators	All construction sites	Construction stages	<ul style="list-style-type: none"> <li>• Waste Disposal (Chemical Waste) (General) Regulation</li> <li>• Code of Practice on the Packaging Labelling and Storage of Chemical Waste</li> </ul>	Implemented
WM17	Storage, handling, transport, and disposal of chemical waste should be arranged in accordance with the Code of Practice on the Packaging, Labelling and Storage of Chemical Wastes published by EPD, and collected by a licensed chemical waste collector.	Proper waste management for chemical waste	Contractor / Relevant Operators	All construction sites	Construction stages	<ul style="list-style-type: none"> <li>• Waste Disposal (Chemical Waste) (General) Regulation</li> <li>• Code of Practice on the Packaging Labelling and</li> </ul>	Implemented

EM&A Log Ref.	Recommended Mitigation Measures	Objective of the recommended measure & main concerns to address	Implement Agent	Location / Timing	Implementation Timing	Requirements and / or Standards to be Achieved	Implementation status
						Storage of Chemical Waste	
WM18	Suitable containers should be used for specific types of chemical wastes. The containers should be properly labelled (in English and Chinese in accordance with instructions prescribed in Schedule 2 of the Regulations), resistance to corrosion, stored safely and closely secured. Stored volume should not be kept more than 450 liters unless the specification has been approved by the EPD. Storage area should be enclosed by three sides by a wall, partition of fence that is at least 2 m height or height of tallest container with adequate ventilation and space.	Proper waste management for chemical waste	Contractor / Relevant Operators	All construction sites	Construction stages	<ul style="list-style-type: none"> <li>Waste Disposal (Chemical Waste) (General) Regulation</li> <li>Code of Practice on the Packaging Labelling and Storage of Chemical Waste</li> </ul>	Implemented
WM19	Hard standing, impermeable surfaces draining via oil interceptors should be provided in works area compounds. Interceptors should be regularly emptied to prevent release of oils and grease into the surface water drainage system after accidental spillages. The interceptor should have a bypass to prevent flushing during periods of heavy rain. Oil and fuel bunkers should be bunded and/or enclosed on three sides to prevent discharge due to accidental spillages or breaches of tanks. Bunding should be of sufficient capacity to accommodate 110% of the volume of the largest container or 20% of the total volume of waste, whichever is largest. Waste collected from any oil interceptors should be collected and disposed of by a licensed collector.	Proper waste management for chemical waste	Contractor / Relevant Operators	All construction sites	Construction stages	<ul style="list-style-type: none"> <li>Waste Disposal Ordinance</li> <li>ETWB TCW No. 19/2005, Environmental Management on Construction Sites</li> <li>Waste Disposal (Chemical Waste) (General) Regulation</li> <li>EIAO-TM criteria</li> </ul>	Implemented
WM20	Lubricants, waste oils and other chemical wastes are likely to be generated during the maintenance of vehicles and mechanical equipment. Used lubricants should be collected and stored in individual containers which are fully labelled in English and Chinese and stored in a	Proper waste management for chemical waste	Contractor / Relevant Operators	All construction sites	Construction stages	<ul style="list-style-type: none"> <li>Waste Disposal (Chemical Waste) (General) Regulation</li> <li>Code of Practice on the Packaging</li> </ul>	Implemented

EM&A Log Ref.	Recommended Mitigation Measures	Objective of the recommended measure & main concerns to address	Implement Agent	Location / Timing	Implementation Timing	Requirements and / or Standards to be Achieved	Implementation status
	designated secure place. The chemical waste shall be collected by licensed chemical waste collectors.					Labelling and Storage of Chemical Waste	
WM21	The registered chemical waste producer (i.e. the contractor) has to arrange for the chemical waste to be collected by licensed collectors. The licensed collector should regularly take chemical waste to a licensed chemical waste treatment facility (such as the CWTC in Tsing Yi). A trip ticket system operates to control the movement of chemical wastes.	Proper waste management for chemical waste	Contractor / Relevant Operators	All construction sites	Construction stages	• Waste Disposal (Chemical Waste) (General) Regulation	Implemented
WM22	No lubricants, oils, solvents or paint products should be allowed to discharge into water courses, either by direct discharge, or as contaminants carried in surface water runoff from the construction site.	Proper waste management for chemical waste	Contractor / Relevant Operators	All construction sites	Construction stages	• Waste Disposal (Chemical Waste) (General) Regulation	Implemented
WM23	<u>General Refuse</u> General refuse should be disposed of to landfill as designated by EPD only after recyclable materials (e.g. paper, metals, aluminium cans, etc.) have been sorted out.	Minimise production of the general refuse and avoid odour, pest and litter impacts	Contractors	All construction sites	Construction stage	• Waste Disposal Ordinance • Public Health and Municipal Services Ordinance (Cap.132)	Implemented
WM24	The contractor should nominate approved site personnel to be responsible for good site practices, arrangements for collection and effective disposal to an appropriate facility of all wastes generated at the site. Training of site personnel about site cleanliness, proper waste management and chemical handling procedures should be provided. Recyclable materials such as papers and aluminium cans should be separated and delivered to the local recyclers. An adequate number of waste containers should be provided to avoid spillage of waste.	Minimise production of the general refuse and avoid odour, pest and litter impacts	Contractors	All construction sites	Construction stage	• Waste Disposal Ordinance • Public Health and Municipal Services Ordinance (Cap.132)	Implemented
WM25	General refuse generated on-site should be stored in enclosed bins or skips and collected separately from other construction and chemical wastes and disposed of at	Minimise production of the general refuse and	Contractors	All construction sites	Construction stage	• Waste Disposal Ordinance	Implemented

EM&A Log Ref.	Recommended Mitigation Measures	Objective of the recommended measure & main concerns to address	Implement Agent	Location / Timing	Implementation Timing	Requirements and / or Standards to be Achieved	Implementation status
	designated landfills by reputable waste collectors. The removal of waste from the site should be arranged on a daily basis or at least on every second day by the contractor to minimise any potential odour impacts, minimise the presence of pests, vermin and other scavengers and prevent unsightly accumulation of waste.	avoid odour, pest and litter impacts				• Public Health and Municipal Services Ordinance (Cap.132)	
<b>Waste Management (Operation Phase)</b>							
WM26	The general refuse and chemical waste generated during the operation phase would follow the same handling procedures and disposal method presented in Sections 6.6.16 to 6.6.25 of the EIA report. It is expected that there would be limited quantities of general refuse and chemical waste to be generated from the operation of the Project and will be properly handled by licensed chemical waste collectors and reputable waste collector. Waste monitoring and audit programme for the operation phase of the Project would not be required.	Minimise production of the general refuse and avoid odour, pest and litter impacts	Relevant Operators	All construction sites	Operation Stage	<ul style="list-style-type: none"> <li>• Waste Disposal Ordinance</li> <li>• Waste Disposal (Chemical Waste) (General) Regulation</li> <li>• Code of Practice on the Packaging Labelling and Storage of Chemical Waste</li> <li>• Public Health and Municipal Services Ordinance (Cap.132)</li> </ul>	To be implemented
<b>Ecology</b>							
E1	Direct impact to the recognised site of conservation importance (Lion Rock Country Park)/habitats with high ecological values (e.g. watercourse, woodland, species of conservation interest shall be avoided.	Avoid any direct impacts to these sites of conservation importance /habitats with high ecological value	Detailed Design Consultant	Sites of conservation importance/ habitats with high ecological value	Design Stage	TM-EIAO	To be implemented

EM&A Log Ref.	Recommended Mitigation Measures	Objective of the recommended measure & main concerns to address	Implement Agent	Location / Timing	Implementation Timing	Requirements and / or Standards to be Achieved	Implementation status
E2	To minimise habitat loss to the nearby habitats and associated wildlife, the following mitigation measures should be implemented: <ul style="list-style-type: none"> <li>• Confining the works within the Project Boundary;</li> <li>• Controlling access of site staff to avoid damage to the vegetation in surrounding areas; and</li> <li>• Placement of equipment or stockpile in the existing disturbed / urbanised area within the Project Boundary of the Project to minimise disturbance to vegetated area.</li> </ul>	Minimise habitat loss to the nearby habitats and associated wildlife	Contractor	All construction sites	Construction Stage	TM-EIAO	Implemented
E3	<u>Reinstatement and enhancement of temporarily affected habitats.</u> Minor ecological impacts may arise from the temporary loss of plantation and developed area during construction phase. In general, replanting would be implemented upon the completion of the construction works to reinstate the temporarily affected areas to condition similar to original status.	Enhance the temporarily affected habitats	Contractor	All construction sites	Construction stage	TM-EIAO	To be implemented
E4	<u>Minimizing Disturbance from Construction Activities</u> Mitigation measures including, but not limited to, erection of site hoarding, use of Quality Powered Mechanical Equipment (QPME), noise and dust reduction tarpaulin sheeting and good site practices throughout construction phase are shown as followings: <ul style="list-style-type: none"> <li>• Site hoarding would be established around the proposed tunnel portal and E&amp;M building prior to the commencement of construction works to prevent construction activities from encroaching adjacent habitats as well as prevent unnecessary human activities in the surrounding habitats;</li> <li>• QPME, noise and dust reduction tarpaulin sheeting could be used during construction phase to reduce noise disturbance and dust emission. Temporary</li> </ul>	To minimise disturbance from construction activities	Contractor	All construction sites	Construction stage	TM-EIAO	Implemented



EM&A Log Ref.	Recommended Mitigation Measures	Objective of the recommended measure & main concerns to address	Implement Agent	Location / Timing	Implementation Timing	Requirements and / or Standards to be Achieved	Implementation status
	<p>barriers such as movable noise barrier, temporary noise screening structures and site hoardings could further reduce the noise impact;</p> <ul style="list-style-type: none"> <li>Good site practices such as regular water spraying at dusty operation, provision of waste skips and timely collection of general refuse and construction waste are also recommended.</li> </ul>						
E5	Reduction of lighting can be achieved using directional lighting to prevent excessive light spill into adjacent natural habitat and disturbance to nocturnal fauna. .	To minimize disturbance from construction activities	Contractor	All construction sites	Construction stage	TM-EIAO	Implemented
E6	<p><u>Control of Site Runoff</u></p> <p>Best management practices should be implemented on site in accordance with the Practice Note for Professional Persons on Construction Site Drainage, Environmental Protection Department, 1994 (ProPECC PN 1/94) as far as practicable to control site runoff and drainage at all work sites during construction phase, so that the treated runoff will be discharged to public drainage system in compliance with the WPCO. Construction effluent, site run-off and sewage should be properly collected and/or treated.</p> <p>Wastewater from a construction site should be managed. Proper locations for discharge outlets of wastewater treatment facilities well away from the natural watercourses should be identified. Effluent monitoring should be incorporated to make sure that the discharged effluent from construction sites meets the effluent discharge guidelines. The practices outlined in ETWB TC (Works) No. 5/2005 "Protection of natural streams/rivers from adverse impacts arising from construction works" should also be adopted where applicable to minimise the water quality impacts upon the channalised/semi-natural</p>	To control site runoff and drainage at all work sites, thus, the aquatic ecosystem is protected.	Contractor	All construction sites	Construction stage	<ul style="list-style-type: none"> <li>Water Pollution Control Ordinance</li> <li>ProPECC PN. 1/94</li> </ul>	Implemented

EM&A Log Ref.	Recommended Mitigation Measures	Objective of the recommended measure & main concerns to address	Implement Agent	Location / Timing	Implementation Timing	Requirements and / or Standards to be Achieved	Implementation status
	watercourses, in order to better protect the aquatic ecosystem.						
E7	<u>Control of Groundwater Infiltration</u> In order to minimise groundwater infiltration or avoid potential impacts on watercourses, water table and groundwater drawdown, minimization approach was adopted during design stage and would be adopted during construction and operation phase.	To minimize groundwater infiltration / avoid potential impacts on watercourses	Contractor	Works area at Cavern and tunnel portal	Design stage / Construction stage / Operation Stage	EIAO-TM	To be implemented
E8	The proposed cavern would be constructed under the measured groundwater table. Water inflow would be controlled to an acceptable level by implementing pre-grouting and post-grouting measures, thus the impact of the proposed cavern on the groundwater table is considered to be limited.	To minimize groundwater infiltration / avoid potential impacts on watercourses	Contractor	Works area at Cavern and tunnel portal	Design stage / Construction stage / Operation Stage	EIAO-TM	To be implemented
E9	The permanent tunnel structure of the proposed access tunnel would be designed as drained type at the locations with adequate rock cover and designed as undrained type at locations with mix ground conditions. The water inflow would also be controlled to an acceptable level with pre-grouting and postgrouting measures.	To minimize groundwater infiltration / avoid potential impacts on watercourses	Contractor	Works area at Cavern and tunnel portal	Design stage / Construction stage / Operation Stage	EIAO-TM	To be implemented
E10	During operation phase, waterproof lining would be installed to prevent water seepage and water droplets (if any) would be discharged into the sewage system	To minimize groundwater infiltration / avoid potential impacts on watercourses	Contractor	Works area at Cavern and tunnel portal	Design stage / Construction stage / Operation Stage	EIAO-TM	To be implemented
E11	All the mitigation measures regarding potential groundwater infiltration concern that has been proposed in Section 5.8.7 shall be followed.	To minimize groundwater infiltration / avoid potential impacts on watercourses	Contractor	Works area at Cavern and tunnel portal	Design stage / Construction stage / Operation Stage	EIAO-TM	To be implemented

EM&A Log Ref.	Recommended Mitigation Measures	Objective of the recommended measure & main concerns to address	Implement Agent	Location / Timing	Implementation Timing	Requirements and / or Standards to be Achieved	Implementation status
<b><i>Landscape and Visual (Construction Phase)</i></b>							
CM1	<u>Careful Site Planning and Management</u> <ul style="list-style-type: none"> <li>The site layout and works area including temporary access road(s), stockpiling area(s), temporary construction storage shall be carefully planned to preserve existing landscape resources and trees as far as practicable.</li> <li>Good site practices shall be enforced to eliminate eyesores from unappealing stockpiling/ storage areas and/or construction activities.</li> </ul>	To minimize site clearance, tree removal and disturbance to existing Landscape Resources, and visual obstruction to VSRs	Project Proponent (via Contractor)	All construction areas	Construction stage	N/A	Implemented
CM2	<u>Careful Design of Slope Works</u> <ul style="list-style-type: none"> <li>Slope stabilization methods (i.e., insertion of soil nails and establishment of grillage, etc.) shall be carefully formulated to minimise the loss of tree and landscape cover as far as practicable.</li> </ul>	To minimize tree removal and to create a slope surface better blending with the surrounding environment	Project Proponent (via Contractor)	Works area at Cavern and tunnel portal	Construction stage	N/A	Implemented
CM3	<u>Tree Preservation</u> <ul style="list-style-type: none"> <li>In accordance with DEVB TC (W) No.4/2020 – Tree Preservation or its latest version, existing vegetation shall be retained on site as far as practicable.</li> <li>Adequate tree protection measures shall be provided for the Trees to be retained on site. Relevant guidelines on tree care and protection promulgated by Greening, Landscape and Tree Management Section of Development Bureau shall be observed and followed.</li> </ul>	To minimize tree removal	Project Proponent (via Contractor)	All construction areas	Construction stage	N/A	Implemented after observation
CM4	<u>Tree Transplanting/ Compensatory Tree Planting</u> <ul style="list-style-type: none"> <li>Trees unavoidably affected by the project shall be transplanted as far as practicable in accordance with DEVB TC (W) No.4/2020 – Tree Preservation or its latest version and the latest guidelines promulgated by</li> </ul>	To minimize the loss of trees To compensate for the loss of tree	Project Proponent (via Contractor)	All construction areas	Construction stage	DEVB TC(W) No. 4/2020- Tree Reservation	Implemented

EM&A Log Ref.	Recommended Mitigation Measures	Objective of the recommended measure & main concerns to address	Implement Agent	Location / Timing	Implementation Timing	Requirements and / or Standards to be Achieved	Implementation status
	<p>Greening, Landscape and Tree Management Section of Development Bureau.</p> <ul style="list-style-type: none"> <li>Affected trees that are not suitable for transplantation and to be felled shall be compensated in not less than 1:1 in quantity and in accordance with DEVB TC (W) No.4/2020 – Tree Preservation or its latest version.</li> <li>Onsite compensation has been prioritized. However, due to land status issues, area of onsite compensatory planting locations are insufficient to compensate for the loss of trees and near site compensatory locations managed by WSD are adopted, as shown in Figure 9.9, Figure 9.10A, Figure 9.10B and Figure 9.11 of the EIA report.</li> <li>Tree species selected shall be compatible with surrounding existing vegetation.</li> </ul>	To provide quality and sustainable landscape that is compatible with the site context					
CM5	<p><u>Inspection of Tree Works</u></p> <ul style="list-style-type: none"> <li>Regular site inspection shall be conducted by tree specialist.</li> </ul>	To closely monitor the site activities in order to avoid or minimize any possible adverse impact to the retained trees	Project Proponent (via Contractor)	All construction areas	Construction stage	N/A	Implemented
CM6	<p><u>Minimization of Light Impact</u></p> <ul style="list-style-type: none"> <li>Lighting at construction sites shall be carefully controlled at night</li> </ul>	To avoid disturbance to nearby VSRs	Project Proponent (via Contractor)	All construction areas and temporary works areas	Construction stage	N/A	Implemented
CM7	<p><u>Erection of Decorative Site Hoarding</u></p> <ul style="list-style-type: none"> <li>Decorative hoarding that is compatible with the surrounding environment shall be erected during construction.</li> </ul>	To enhance the visual amenity of construction hoarding	Project Proponent (via Contractor)	All construction areas and temporary work areas	Construction stage	N/A	To be implemented

EM&A Log Ref.	Recommended Mitigation Measures	Objective of the recommended measure & main concerns to address	Implement Agent	Location / Timing	Implementation Timing	Requirements and / or Standards to be Achieved	Implementation status
CM8	<u>Reinstatement of Temporarily Disturbed Areas</u> • Temporarily disturbed landscape areas shall be reinstated.	To reinstate the disturbed landscape	Project Proponent (via Contractor)	All construction areas and temporary work areas	Construction stage	N/A	To be implemented
<b><i>Landscape and Visual (Operation Phase)</i></b>							
OM1	<u>Landscape Planting</u> • Landscape planting shall be provided in accordance with DEVB TCW No.3/2012 – Site Coverage of Greenery for Government Building Projects or its latest version. • Planting species shall be compatible with the nearby existing vegetation cover as far as practicable. • Not less than 12-month establishment after completion shall be provided for the landscape planting.	To soften the hard edges of the structure and make it more compatible with the surrounding environment	Project Proponent (via Contractor)	Ancillary building	Operation stage	DEVB TCW No.3/2012	To be implemented
OM2	<u>Rooftop Greening</u> Rooftop greening shall be implemented with reference to the references on skyrise greenery provided by the Greening, Landscape & Tree Management Section, Development Bureau.	To make the ancillary facilities more compatible with the surrounding woodland landscape and to mitigate the potential adverse visual impact on adjacent residential VSRs viewing from an elevated vantage point	Project Proponent (via Contractor)	Ancillary building	Operation stage	N/A	To be implemented
OM3	<u>Vertical Greening</u> Vertical greening shall be provided.	To enhance the visual amenity of the ancillary	Project Proponent	Ancillary building	Operation stage	N/A	To be implemented



EM&A Log Ref.	Recommended Mitigation Measures	Objective of the recommended measure & main concerns to address	Implement Agent	Location / Timing	Implementation Timing	Requirements and / or Standards to be Achieved	Implementation status
		facilities and to blend in with the surrounding landscape	(via Contractor)				
OM4	<u>Careful Design of Ancillary Facilities</u> <ul style="list-style-type: none"> <li>The orientation and location of the ancillary facilities shall be carefully designed. Its finish shall be non-reflective and dull in colour.</li> <li>The ancillary facilities are unmanned structures that merely require minimal security services during daytime. There shall be nobody and no lighting illuminating from the buildings at night, except essential street lighting for the portal access road.</li> </ul>	To avoid glare impact to surrounding VSRs	Project Proponent (via Contractor)	Ancillary building	Operation stage	N/A	To be implemented

## **Appendix E**

### **Air Quality and Noise Monitoring Equipment Calibration Certification**



PC-3A(E) K-Factor Verification Test by Total Suspended Particulates HVS Test Report

Information of Calibrated Equipment

Verification Test Date:	23-Feb-25	to	2-Mar-25	Next Verification Test Date:	23-Feb-26
Unit-under-Test- Model No.:	PC-3A(E)				
Unit-under-Test Serial No.:	2110283				
Our Report Reference No.:	RPT-25-HVS-0119				
Calibration Location:	AM2, location near the Leachate Treatment Works within the NENTX Landfill				

Standard Equipment Information

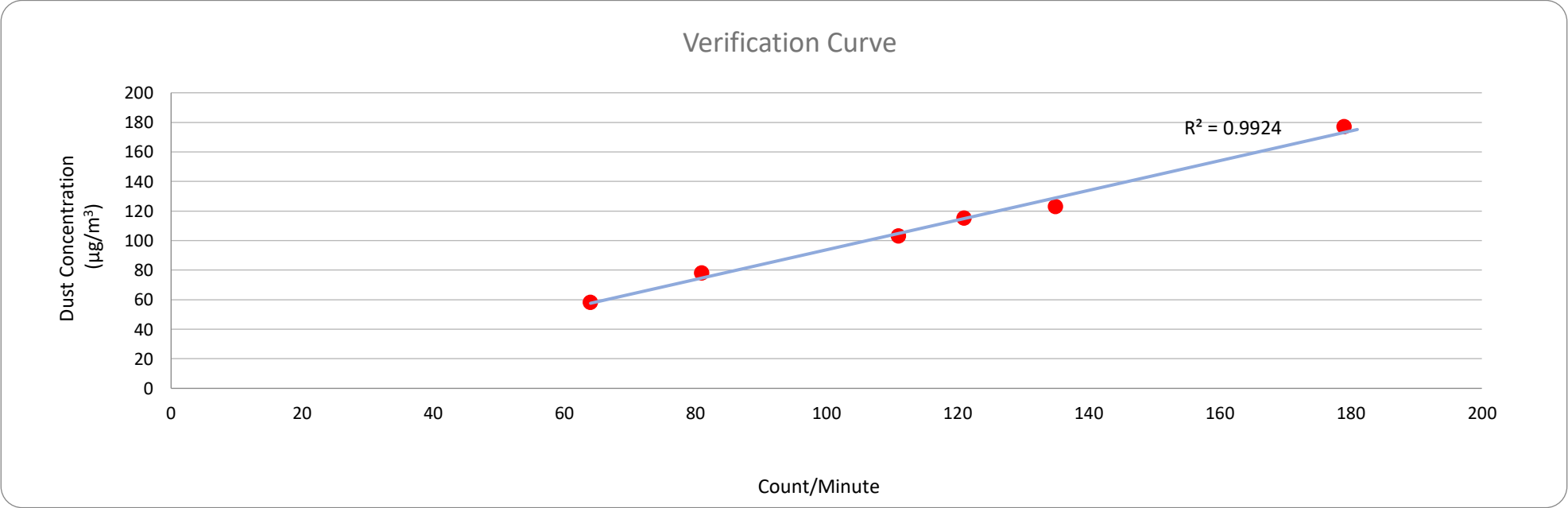
Verification Equipment Type:	Tisch TSP HVS	Tisch HVS Calibrator
Standard Equipment Model No.:	TE-5170X	TE-5025A
Equipment serial no.:	1106	3465
Last Calibration Date:	10-Feb-25	2-Dec-24
Next Calibration Date:	9-Apr-25	2-Dec-25

Equipment Verification Result

Verification Test No.	Date	Duration			Results from Calibrated Equipment		Results from Standard Equipment
		Start-time	End-time	Elapsed Time (in min)	Total Counts	Counts/ Minute x-axis	Dust Concentration (µg/m³) y-axis
1	23/02/2025	5385.00	5388.00	180.00	14580	81	78
2	23/02/2025	5388.00	5391.00	180.00	32220	179	177
3	23/02/2025	5394.00	5397.00	180.00	21780	121	115
4	2/03/2025	5397.00	5400.00	180.00	11520	64	58
5	2/03/2025	5400.00	5403.00	180.00	19980	111	103
6	2/03/2025	5403.00	5406.00	180.00	24300	135	123

Linear Regression of y on x

Slope, K factor:	1.0051	Intercept:	-6.7514	*Correlation Coefficient, R:	0.9962
Verification Test Result:	Strong Correlation, Results were accepted.			* If the Correlation Coefficient, R is <0.5. Checking and Re-verification are required.	



Operated By: Andy Li  
Project Technician, Environmental

Date: 04-03-2025

Checked By: Vega Wong  
Senior Consultant, Environmental

Date: 04-03-2025



PC-3A(E) K-Factor Verification Test by Total Suspended Particulates HVS Test Report

Information of Calibrated Equipment

Verification Test Date:	23-Feb-25	to	2-Mar-25	Next Verification Test Date:	23-Feb-26
Unit-under-Test- Model No.:	PC-3A(E)				
Unit-under-Test Serial No.:	220710223				
Our Report Reference No.:	RPT-25-HVS-0130				
Calibration Location:	AM2, location near the Leachate Treatment Works within the NENTX Landfill				

Standard Equipment Information

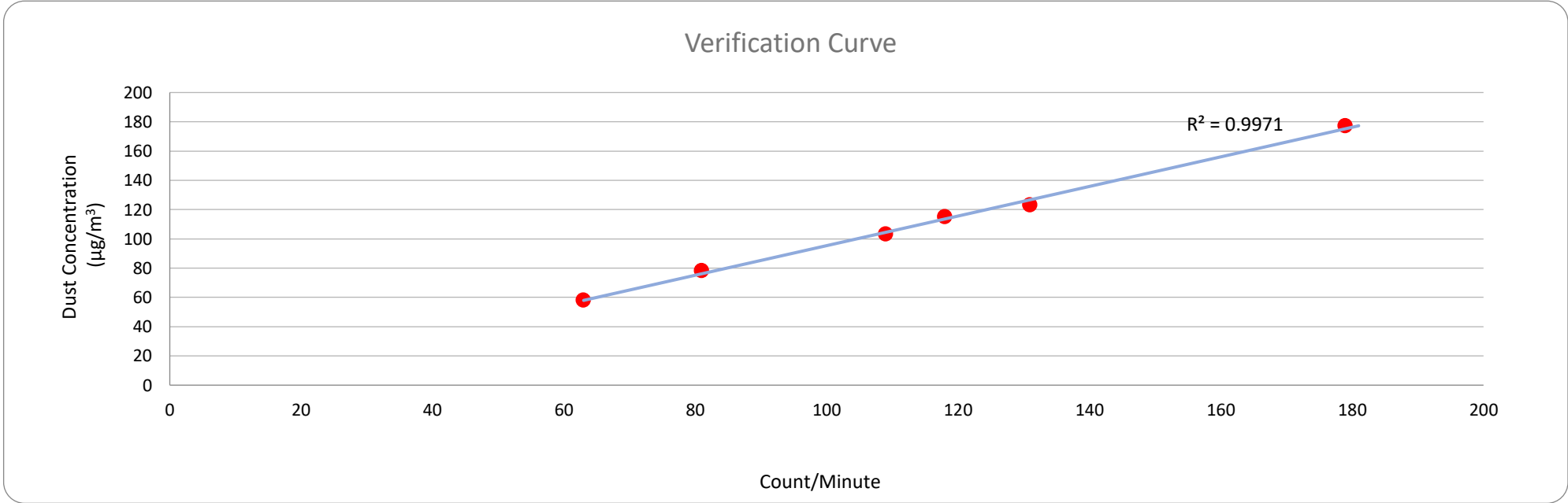
Verification Equipment Type:	Tisch TSP HVS	Tisch HVS Calibrator
Standard Equipment Model No.:	TE-5170X	TE-5025A
Equipment serial no.:	1106	3465
Last Calibration Date:	10-Feb-25	2-Dec-24
Next Calibration Date:	9-Apr-25	2-Dec-25

Equipment Verification Result

Verification Test No.	Date	Duration			Results from Calibrated Equipment		Results from Standard Equipment
		Start-time	End-time	Elapsed Time (in min)	Total Counts	Counts/ Minute x-axis	Dust Concentration (µg/m³) y-axis
1	23/02/2025	5385.00	5388.00	180.00	14580	81	78
2	23/02/2025	5388.00	5391.00	180.00	32220	179	177
3	23/02/2025	5394.00	5397.00	180.00	21240	118	115
4	2/03/2025	5397.00	5400.00	180.00	11340	63	58
5	2/03/2025	5400.00	5403.00	180.00	19620	109	103
6	2/03/2025	5403.00	5406.00	180.00	23580	131	123

Linear Regression of y on x

Slope, K factor:	1.0112	Intercept:	-5.7736	*Correlation Coefficient, R:	0.9986
Verification Test Result:	Strong Correlation, Results were accepted.			* If the Correlation Coefficient, R is <0.5. Checking and Re-verification are required.	



Operated By: Andy Li  
Project Technician, Environmental

Date: 04-03-2025

Checked By: Vega Wong  
Senior Consultant, Environmental

Date: 04-03-2025



PC-3A(E) K-Factor Verification Test by Total Suspended Particulates HVS Test Report

Information of Calibrated Equipment

Verification Test Date:	23-Feb-25	to	2-Mar-25	Next Verification Test Date:	23-Feb-26
Unit-under-Test- Model No.:	PC-3A(E)				
Unit-under-Test Serial No.:	220710225				
Our Report Reference No.:	RPT-25-HVS-0136				
Calibration Location:	AM2, location near the Leachate Treatment Works within the NENTX Landfill				

Standard Equipment Information

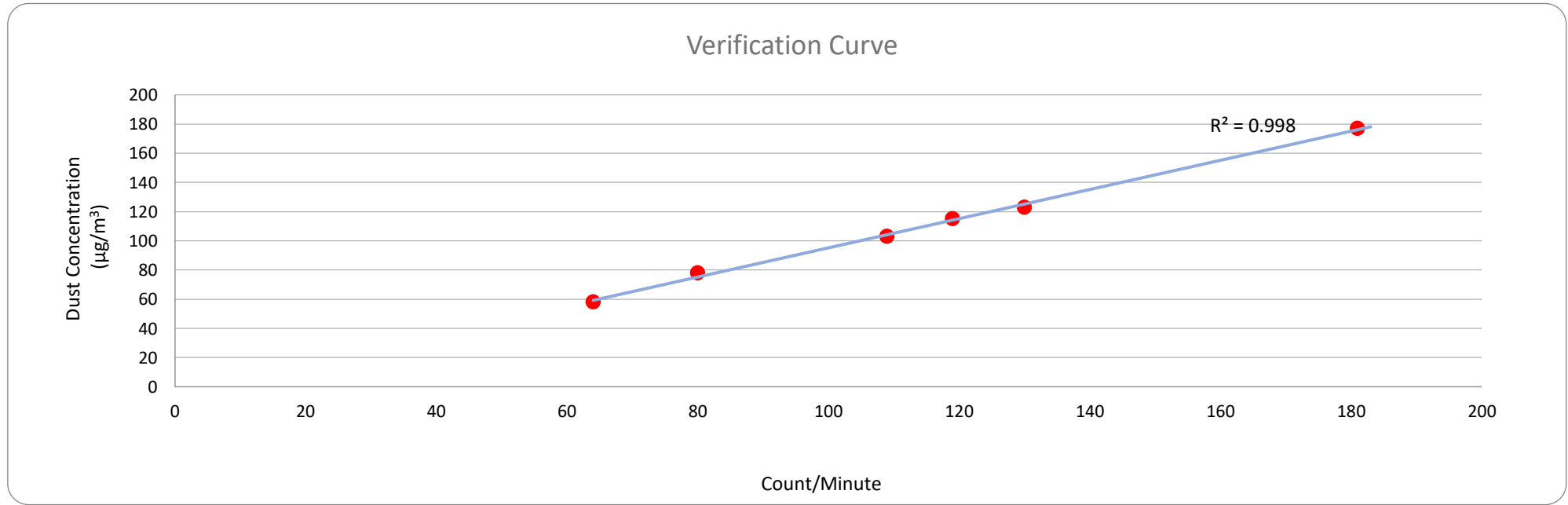
Verification Equipment Type:	Tisch TSP HVS	Tisch HVS Calibrator
Standard Equipment Model No.:	TE-5170X	TE-5025A
Equipment serial no.:	1106	3465
Last Calibration Date:	10-Feb-25	2-Dec-24
Next Calibration Date:	9-Apr-25	2-Dec-25

Equipment Verification Result

Verification Test No.	Date	Duration			Results from Calibrated Equipment		Results from Standard Equipment
		Start-time	End-time	Elapsed Time (in min)	Total Counts	Counts/ Minute x-axis	Dust Concentration (µg/m³) y-axis
1	23/02/2025	5385.00	5388.00	180.00	14400	80	78
2	23/02/2025	5388.00	5391.00	180.00	32580	181	177
3	23/02/2025	5394.00	5397.00	180.00	21420	119	115
4	2/03/2025	5397.00	5400.00	180.00	11520	64	58
5	2/03/2025	5400.00	5403.00	180.00	19620	109	103
6	2/03/2025	5403.00	5406.00	180.00	23400	130	123

Linear Regression of y on x

Slope, K factor:	0.9992	Intercept:	-4.7413	*Correlation Coefficient, R:	0.9990
Verification Test Result:	Strong Correlation, Results were accepted.			* If the Correlation Coefficient, R is <0.5. Checking and Re-verification are required.	



Operated By: Andy Li  
Project Technician, Environmental

Date: 04-03-2025

Checked By: Vega Wong  
Senior Consultant, Environmental

Date: 04-03-2025



# Certificate of Calibration

for

**Description:** Sound Level Meter  
**Manufacturer:** SVANTEK  
**Type No.:** SVAN 971 (Serial No.: 103449)  
**Microphone:** ACO 7052E (Serial No.: 93029)  
**Preamplifier:** SVANTEK SV-18 (Serial No.: C132231)

**Submitted by:**

**Customer:** Aurecon Hong Kong Limited  
**Address:** Unit 1608, 16/F, Tower B, Manulife Financial Centre,  
223-231 Wai Yip Street, Kwun Tong,  
Kowloon, Hong Kong

Upon receipt for calibration, the instrument was found to be:

- ☒ Within (31.5Hz – 4kHz)  
☐ Outside

the allowable tolerance.

The test equipment used for calibration are traceable to National Standards via:

- The Government of The Hong Kong Special Administrative Region Standard & Calibration Laboratory

**Date of receipt:** 05 February 2025

**Date of calibration:** 07 February 2025

**Date of NEXT calibration:** 06 February 2026

**Calibrated by:** \_\_\_\_\_  
Calibration Technician

**Certified by:** \_\_\_\_\_  
Mr. Ng Yan Wa  
Laboratory Manager

**Date of issue:** 07 February 2025

**Certificate No.:** APJ24-142-CC004



Page 1 of 4

**1. Calibration Precaution:**

- The unit-under-test (UUT) was allowed to stabilize in the laboratory for over 24 hours, and switched on to warm up for over 10 minutes before the commencement of the test.
- The results presented are the mean of 3 measurements at each calibration point.

**2. Calibration Conditions:**

Air Temperature: 21.5 °C  
Air Pressure: 1006 hPa  
Relative Humidity: 53.2 %

**3. Calibration Equipment:**

	Type	Serial No.	Calibration Report Number	Traceable to
Multifunction Calibrator	B&K 4226	2288467	AV240081	HOKLAS

**4. Calibration Results**

Sound Pressure Level

Reference Sound Pressure Level

Setting of Unit-under-test (UUT)			Applied value		UUT Reading,	IEC 61672 Class 1
Range, dB	Freq. Weighting	Time Weighting	Level, dB	Frequency, Hz	dB	Specification, dB
25.0-124.0	dBA SPL	Fast	94	1000	94.0	±0.4

Linearity

Setting of Unit-under-test (UUT)			Applied value		UUT Reading,	IEC 61672 Class 1
Range, dB	Freq. Weighting	Time Weighting	Level, dB	Frequency, Hz	dB	Specification, dB
25.0-124.0	dBA SPL	Fast	94	1000	94.0	Ref
			104		104.0	±0.3
			114		114.0	±0.3

Time Weighting

Setting of Unit-under-test (UUT)			Applied value		UUT Reading,	IEC 61672 Class 1
Range, dB	Freq. Weighting	Time Weighting	Level, dB	Frequency, Hz	dB	Specification, dB
25.0-124.0	dBA SPL	Fast	94	1000	94.0	Ref
		Slow			94.0	±0.3

Certificate No.: APJ24-142-CC004



Page 2 of 4

## Frequency Response

## Linear Response

Setting of Unit-under-test (UUT)			Applied value		UUT Reading, dB	IEC 61672 Class 1 Specification, dB
Range, dB	Freq. Weighting	Time Weighting	Level, dB	Frequency, Hz		
25.0-124.0	dB	SPL	94	31.5	94.3	±2.0
				63	94.2	±1.5
				125	94.2	±1.5
				250	94.1	±1.4
				500	94.0	±1.4
				1000	94.0	Ref
				2000	93.7	±1.6
				4000	93.0	±1.6

## A-weighting

Setting of Unit-under-test (UUT)			Applied value		UUT Reading, dB	IEC 61672 Class 1 Specification, dB
Range, dB	Freq. Weighting	Time Weighting	Level, dB	Frequency, Hz		
25.0-124.0	dBA	SPL	94	31.5	55.0	-39.4 ±2.0
				63	68.1	-26.2 ±1.5
				125	78.1	-16.1 ±1.5
				250	85.5	-8.6 ±1.4
				500	90.8	-3.2 ±1.4
				1000	94.0	Ref
				2000	94.9	+1.2 ±1.6
				4000	94.0	+1.0 ±1.6

## C-weighting

Setting of Unit-under-test (UUT)			Applied value		UUT Reading, dB	IEC 61672 Class 1 Specification, dB
Range, dB	Freq. Weighting	Time Weighting	Level, dB	Frequency, Hz		
25.0-124.0	dBC	SPL	94	31.5	91.3	-3.0 ±2.0
				63	93.4	-0.8 ±1.5
				125	94.0	-0.2 ±1.5
				250	94.1	-0.0 ±1.4
				500	94.1	-0.0 ±1.4
				1000	94.0	Ref
				2000	93.5	-0.2 ±1.6
				4000	92.3	-0.8 ±1.6



## 5. Calibration Results Applied

The results apply to the particular unit-under-test only. All calibration points are within manufacture's specification as IEC 61672 Class 1.

Uncertainties of Applied Value:

94 dB	31.5 Hz	± 0.05
	63 Hz	± 0.10
	125 Hz	± 0.05
	250 Hz	± 0.05
	500 Hz	± 0.10
	1000 Hz	± 0.05
	2000 Hz	± 0.05
	4000 Hz	± 0.10
104 dB	1000 Hz	± 0.05
114 dB	1000 Hz	± 0.05

The uncertainties are evaluated for a 95% confidence level.

Note:

The values given in this certification only related to the values measured at the time of the calibration and any uncertainties quoted will not allow for the equipment long-term drift, variations with environmental changes, vibration and shock during transportation, overloading, mis-handling, or the capability of any other laboratory to repeat the calibration. (A+A)\*L shall not be liable for any loss or damage resulting from the use of the equipment.

Certificate No.: APJ24-142-CC004



Page 4 of 4

# *Certificate of Calibration*

*for*

**Description:** *Sound Level Meter*  
**Manufacturer:** *NTi Audio*  
**Type No.:** *XL2 (Serial No.: A2A-13548-E0)*  
**Microphone:** *ACO 7052 (Serial No.:84474)*  
**Preamplifier:** *NTi Audio MA220 (Serial No.:7989)*

***Submitted by:***

**Customer:** *Aurecon Hong Kong Limited*  
**Address:** *Unit 1608, 16/F, Tower B,  
Manulife Financial Centre,  
223-231 Wai Yip Street, Kwun Tong,  
Kowloon, Hong Kong.*

**Upon receipt for calibration, the instrument was found to be:**

☒ **Within (31.5Hz – 8kHz)**  
☐ **Outside**  
**the allowable tolerance.**

The test equipment used for calibration are traceable to National Standards via:

- The Government of The Hong Kong Special Administrative Region Standard & Calibration Laboratory

**Date of receipt: 19 March 2025**

**Date of calibration: 20 March 2025**

**Date of NEXT calibration: 19 March 2026**

**Calibrated by:**   
**Calibration Technician**

**Certified by:**   
**Mr. Ng Yan Wa**  
**Laboratory Manager**

**Date of issue: 20 March 2025**

**Certificate No.: APJ24-161-CC001**



Page 1 of 4



**1. Calibration Precaution:**

- The unit-under-test (UUT) was allowed to stabilize in the laboratory for over 24 hours, and switched on to warm up for over 10 minutes before the commencement of the test.
- The results presented are the mean of 3 measurements at each calibration point.

**2. Calibration Conditions:**

Air Temperature: 23.8 °C  
Air Pressure: 1006 hPa  
Relative Humidity: 61.4 %

**3. Calibration Equipment:**

	Type	Serial No.	Calibration Report Number	Traceable to
Multifunction Calibrator	B&K 4226	2288467	AV240081	HOKLAS

**4. Calibration Results**

Sound Pressure Level

Reference Sound Pressure Level

Setting of Unit-under-test (UUT)			Applied value		UUT Reading,	IEC 61672 Class 1
Range, dB	Freq. Weighting	Time Weighting	Level, dB	Frequency, Hz	dB	Specification, dB
30-130	dBA SPL	Fast	94	1000	94.1	±0.4

Linearity

Setting of Unit-under-test (UUT)			Applied value		UUT Reading,	IEC 61672 Class 1
Range, dB	Freq. Weighting	Time Weighting	Level, dB	Frequency, Hz	dB	Specification, dB
30-130	dBA SPL	Fast	94	1000	94.1	Ref
			104		104.1	±0.3
			114		114.1	±0.3

Time Weighting

Setting of Unit-under-test (UUT)			Applied value		UUT Reading,	IEC 61672 Class 1
Range, dB	Freq. Weighting	Time Weighting	Level, dB	Frequency, Hz	dB	Specification, dB
30-130	dBA SPL	Fast	94	1000	94.1	Ref
		Slow			94.1	±0.3

Certificate No.: APJ24-161-CC001



Page 2 of 4

Frequency Response

Linear Response

Setting of Unit-under-test (UUT)			Applied value		UUT Reading,	IEC 61672 Class 1
Range, dB	Freq. Weighting	Time Weighting	Level, dB	Frequency, Hz	dB	Specification, dB
30-130	dB	SPL	94	31.5	94.1	±2.0
				63	94.1	±1.5
				125	94.1	±1.5
				250	94.1	±1.4
				500	94.2	±1.4
				1000	94.1	Ref
				2000	94.3	±1.6
				4000	94.6	±1.6
				8000	94.7	+2.1; -3.1

A-weighting

Setting of Unit-under-test (UUT)			Applied value		UUT Reading,	IEC 61672 Class 1
Range, dB	Freq. Weighting	Time Weighting	Level, dB	Frequency, Hz	dB	Specification, dB
30-130	dBA	SPL	94	31.5	54.8	-39.4 ±2.0
				63	68.0	-26.2 ±1.5
				125	78.0	-16.1 ±1.5
				250	85.5	-8.6 ±1.4
				500	90.9	-3.2 ±1.4
				1000	94.1	Ref
				2000	95.5	+1.2 ±1.6
				4000	95.6	+1.0 ±1.6
				8000	93.6	-1.1 ±2.1; -3.1

C-weighting

Setting of Unit-under-test (UUT)			Applied value		UUT Reading,	IEC 61672 Class 1
Range, dB	Freq. Weighting	Time Weighting	Level, dB	Frequency, Hz	dB	Specification, dB
30-130	dBC	SPL	94	31.5	91.2	-3.0 ±2.0
				63	93.3	-0.8 ±1.5
				125	94.0	-0.2 ±1.5
				250	94.1	-0.0 ±1.4
				500	94.2	-0.0 ±1.4
				1000	94.1	Ref
				2000	94.1	-0.2 ±1.6
				4000	93.8	-0.8 ±1.6
				8000	91.7	-3.0 ±2.1; -3.1

Certificate No.: APJ24-161-CC001



Page 3 of 4



## 5. Calibration Results Applied

The results apply to the particular unit-under-test only. All calibration points are within manufacture's specification as IEC 61672 Class 1.

Uncertainties of Applied Value:

94 dB	31.5 Hz	± 0.10
	63 Hz	± 0.10
	125 Hz	± 0.10
	250 Hz	± 0.10
	500 Hz	± 0.05
	1000 Hz	± 0.05
	2000 Hz	± 0.05
	4000 Hz	± 0.05
	8000 Hz	± 0.10
104 dB	1000 Hz	± 0.05
114 dB	1000 Hz	± 0.05

The uncertainties are evaluated for a 95% confidence level.

### Note:

The values given in this certification only related to the values measured at the time of the calibration and any uncertainties quoted will not allow for the equipment long-term drift, variations with environmental changes, vibration and shock during transportation, overloading, mis-handling, or the capability of any other laboratory to repeat the calibration. (A+A)\*L shall not be liable for any loss or damage resulting from the use of the equipment.



# *Certificate of Calibration*

*for*

*Description:*                      *Sound Level Calibrator*  
*Manufacturer:*                  *RION*  
*Type No.:*                         *NC-75*  
*Serial No.:*                        *35124528*

***Submitted by:***

*Customer:*                      *Aurecon Hong Kong Limited*  
*Address:*                        *Unit 1608, 16/F, Tower B,*  
   *Manulife Financial Centre,*  
   *223-231 Wai Yip Street, Kwun Tong, Kowloon, Hong Kong*

**Upon receipt for calibration, the instrument was found to be:**

- ☒ **Within**  
☐ **Outside**

**the allowable tolerance.**

The test equipments used for calibration are traceable to National Standards via:

- The Government of The Hong Kong Special Administrative Region Standard & Calibration Laboratory

**Date of receipt: 12 February 2025**

**Date of calibration: 13 February 2025**

**Date of NEXT calibration: 12 February 2026**

*Calibrated by:* *David*  
   *Calibration Technician*

*Certified by:* *Mr. Ng Yan Wa*  
   *Laboratory Manager*

**Date of issue: 13 February 2025**

*Certificate No.: APJ24-145-CC002*



Page 1 of 2

**1. Calibration Precautions:**

- The unit-under-test (UUT) was allowed to stabilize in the laboratory for over 24 hours, and switched on to warm up for over 10 minutes before the commencement of the test.
- The results presented are the mean of 3 measurements at each calibration point.

**2. Calibration Specifications:**

Calibration check

**3. Calibration Conditions:**

Air Temperature: 24.3 °C  
Air Pressure: 1006 hPa  
Relative Humidity: 68.2 %

**4. Calibration Equipment:**

Test Equipment	Type	Serial No.	Calibration Report Number	Traceable to
Multifunction Calibrator	B&K 4226	2288467	AV240081	HOKLAS
Sound Level Meter	RION NA-28	30721812	AV240109	HOKLAS

**5. Calibration Results****5.1 Sound Pressure Level**

Nominal value dB	Accept lower level dB	Accept upper level dB	Measured value dB
94.0	93.6	94.4	94.1

**6. Calibration Results Applied**

The results apply to the particular unit-under-test only. All calibration points are within manufacture's specification as IEC 60942 Class 1.

Note:

The values given in this certification only related to the values measured at the time of the calibration.

Certificate No.: APJ24-145-CC002



Page 2 of 2



## **Appendix F**

### **Environmental Monitoring Schedule**

Contract No. 21/WSD/21  
Relocation of Diamond Hill Fresh Water and Salt Water Service Reservoirs to Caverns

**Tentative Impact Environmental Monitoring Schedule**

**October 2025**

Sun	Mon	Tue	Wed	Thu	Fri	Sat
			<b>1</b>	<b>2</b>	<b>3</b> Site Inspection	<b>4</b> Impact Air Quality Monitoring (DM-1, DM-2, DM-3, DM-4, DM-4a)
<b>5</b>	<b>6</b>	<b>7</b>	<b>8</b>	<b>9</b>	<b>10</b> Site Inspection Impact Air Quality and Noise Monitoring (DM-1, DM-2, DM-3, DM-4, DM-4a, NM-2, NM-3, NM-4, NM-4a, NM-5, NM-6)	<b>11</b>
<b>12</b>	<b>13</b>	<b>14</b>	<b>15</b>	<b>16</b> Impact Air Quality and Noise Monitoring (DM-1, DM-2, DM-3, DM-4, DM-4a, NM-2, NM-3, NM-4, NM-4a, NM-5, NM-6)	<b>17</b> Site Inspection	<b>18</b>
<b>19</b>	<b>20</b>	<b>21</b>	<b>22</b> Impact Air Quality and Noise Monitoring (DM-1, DM-2, DM-3, DM-4, DM-4a, NM-2, NM-3, NM-4, NM-4a, NM-5, NM-6)	<b>23</b>	<b>24</b> Site Inspection	<b>25</b>
<b>26</b>	<b>27</b>	<b>28</b> Impact Air Quality and Noise Monitoring (DM-1, DM-2, DM-3, DM-4, DM-4a, NM-2, NM-3, NM-4, NM-4a, NM-5, NM-6)	<b>29</b>	<b>30</b>	<b>31</b> Site Inspection	

The schedule may be changed due to unforeseen circumstances (e.g. adverse weather, etc.)

**Air Quality Monitoring Stations:**

DM-1 - Tennis Court near Tin Ma Court  
DM-2 - Chun Sing House, Tin Ma Court  
DM-3 - Grace Methodist Church Kindergarten  
DM-4 - Block 6, Tsui Chuk Garden  
DM-4a - Road pavement near Wang King House, Tin Wang Court

**Noise Monitoring Stations:**

NM-2 - Chun Sing House, Tin Ma Court  
NM-3 - Grace Methodist Church Kindergarten  
NM-4 - Block 6, Tsui Chuk Garden  
NM-4a - Road pavement near Wang King House, Tin Wang Court  
NM-5 - Wo Tin House, Shatin Pass Estate  
NM-6 - Sheung Fung Street Customs Staff Quarters

## **Appendix G**

### **Air Quality Monitoring Results and Graphical Presentation**

## Appendix G - 1-hour TSP Monitoring Results

DM-1 - Tennis Court near Tin Ma Court			
Date	Time	Weather	Particulate Concentration (µg/m³)
4/10/2025	9:10	Sunny	44
	10:10		45
	11:10		39
10/10/2025	8:50	Fine	25
	9:50		29
	10:50		26
16/10/2025	9:15	Sunny	48
	10:15		51
	11:15		49
22/10/2025	8:55	Cloudy	33
	9:55		39
	10:55		35
28/10/2025	9:09	Cloudy	44
	10:09		41
	11:09		39
		Minimum	25
		Maximum	51
		Average	39

DM-2 - Chun Sing House, Tin Ma Court			
Date	Time	Weather	Particulate Concentration (µg/m³)
4/10/2025	9:25	Sunny	48
	10:25		42
	11:25		51
10/10/2025	9:01	Fine	28
	10:01		32
	11:01		30
16/10/2025	9:31	Sunny	45
	10:31		39
	11:31		44
22/10/2025	9:10	Cloudy	38
	10:10		41
	11:10		41
28/10/2025	9:22	Cloudy	35
	10:22		42
	11:22		41
		Minimum	28
		Maximum	51
		Average	40

## Appendix G - 1-hour TSP Monitoring Results

DM-3 - Grace Methodist Church Kindergarten			
Date	Time	Weather	Particulate Concentration (µg/m³)
4/10/2025	8:45	Sunny	45
	9:45		39
	10:45		42
10/10/2025	8:31	Fine	39
	9:31		45
	10:31		43
16/10/2025	8:49	Sunny	43
	9:49		38
	10:49		45
22/10/2025	8:34	Cloudy	35
	9:34		39
	10:34		32
28/10/2025	8:49	Cloudy	36
	9:49		45
	10:49		39
		Minimum	32
		Maximum	45
		Average	40

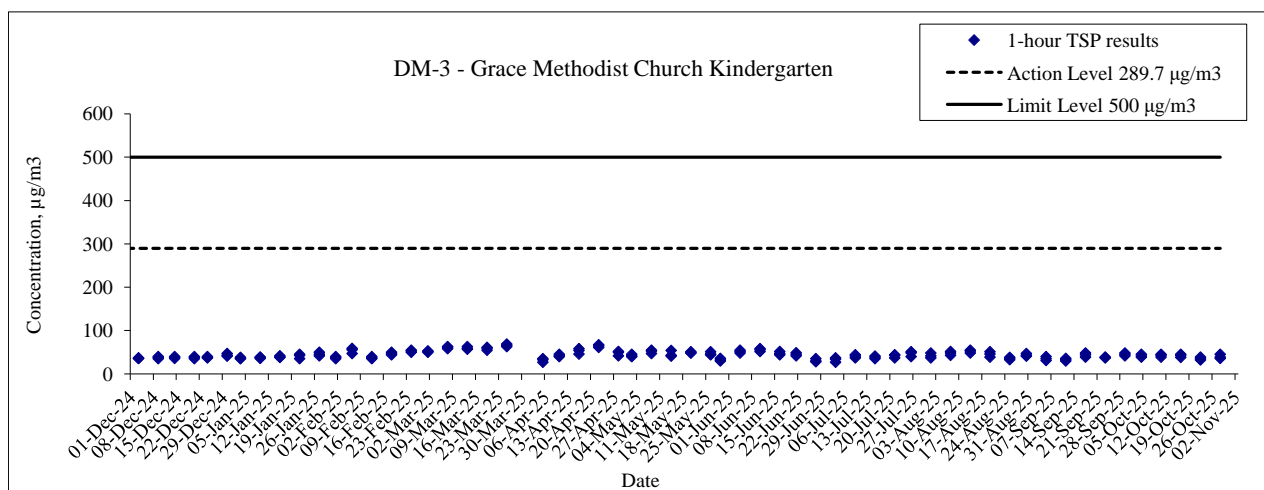
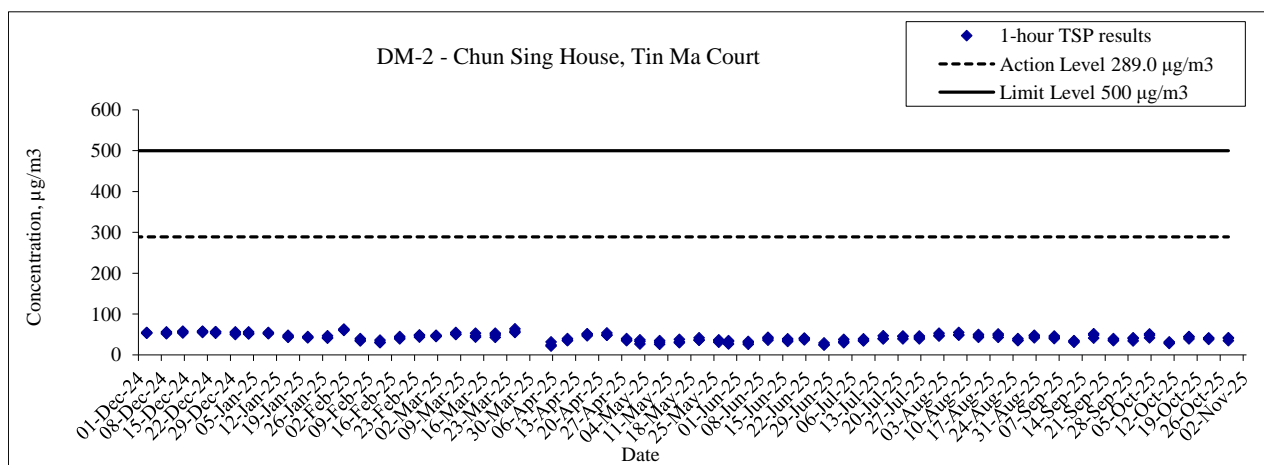
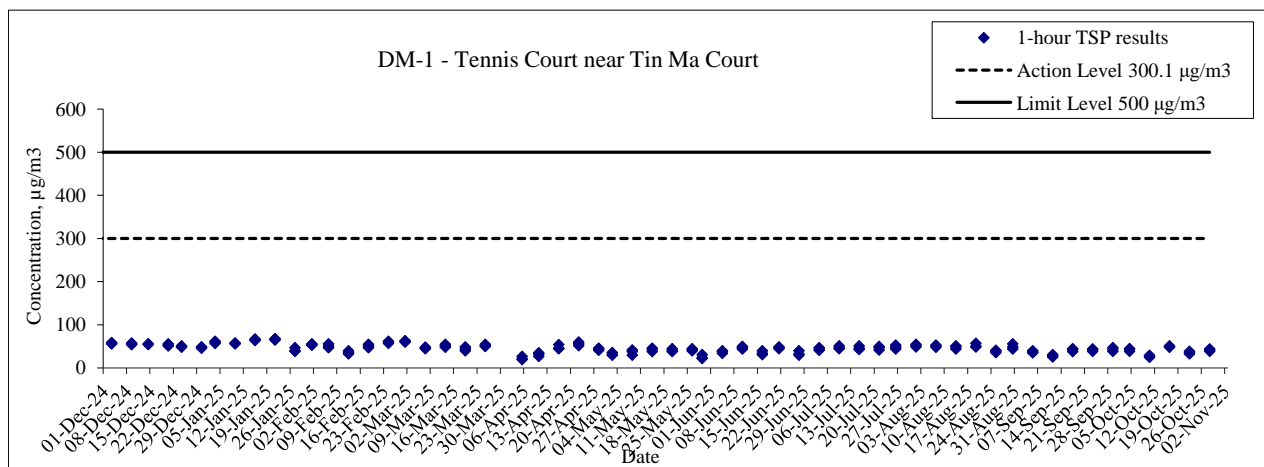
DM-4 - Block 6, Tsui Chuk Garden			
Date	Time	Weather	Particulate Concentration (µg/m³)
4/10/2025	14:18	Sunny	48
	15:18		39
	16:18		47
10/10/2025	14:17	Fine	31
	15:17		28
	16:17		30
16/10/2025	14:22	Sunny	42
	15:22		35
	16:22		37
22/10/2025	14:36	Cloudy	38
	15:36		42
	16:36		35
28/10/2025	14:30	Cloudy	44
	15:30		39
	16:30		47
		Minimum	28
		Maximum	48
		Average	39



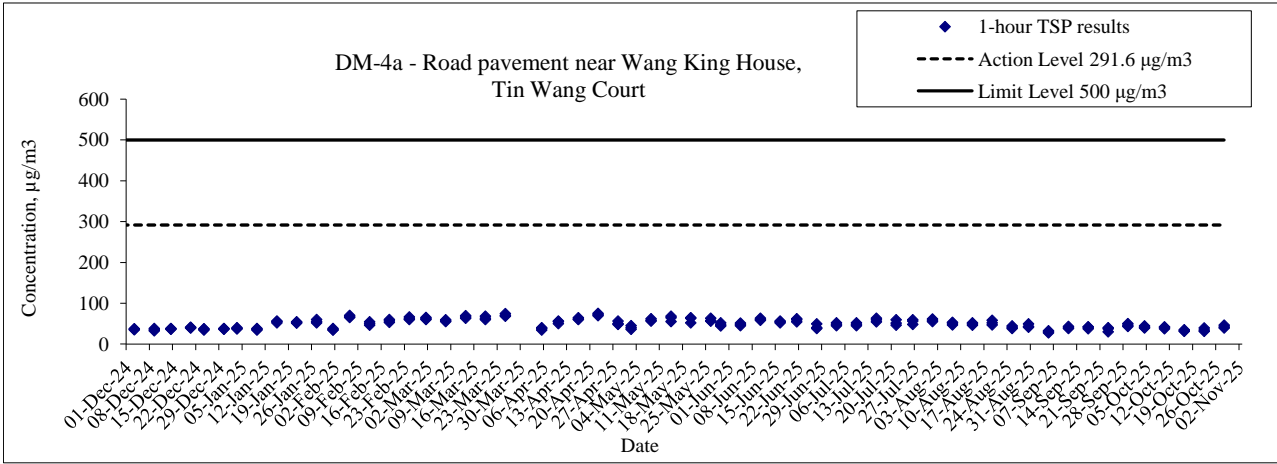
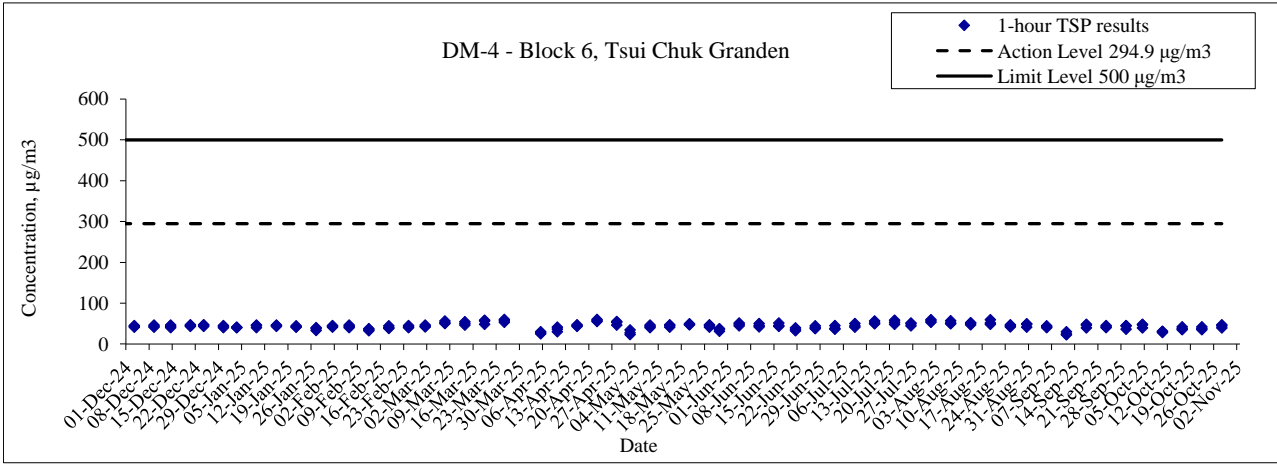
## Appendix G - 1-hour TSP Monitoring Results

<b>DM-4a - Road pavement near Wang King House, Tin Wang Court</b>			
Date	Time	Weather	Particulate Concentration ( $\mu\text{g}/\text{m}^3$ )
4/10/2025	13:51	Sunny	39
	14:51		44
	15:51		41
10/10/2025	13:45	Fine	37
	14:45		42
	15:45		41
16/10/2025	13:50	Sunny	35
	14:50		32
	15:50		31
22/10/2025	13:59	Cloudy	31
	14:59		34
	15:59		39
28/10/2025	13:54	Cloudy	39
	14:54		42
	15:54		46
		Minimum	31
		Maximum	46
		Average	38

## 1-hour TSP Concentration Level



1-hour TSP Concentration Level

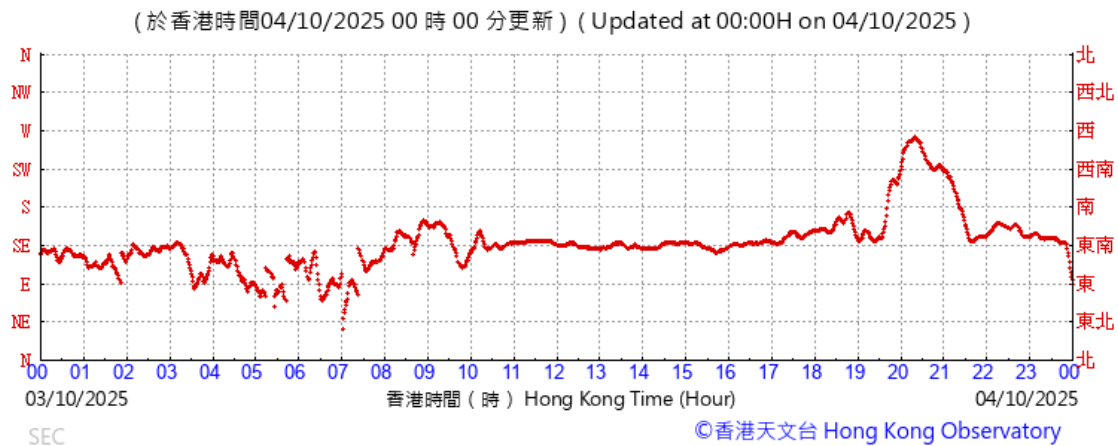


## **Appendix H**

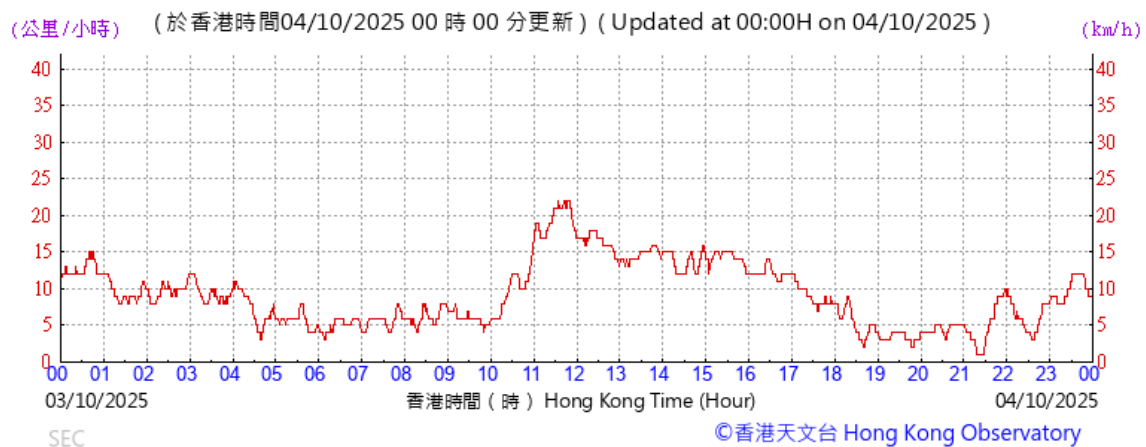
### **Extract of Meteorological Observations for Hong Kong (Kai Tak)**

## Appendix H - Extract of Meteorological Observations for Hong Kong (Kai Tak Wind Station)

### Wind Direction

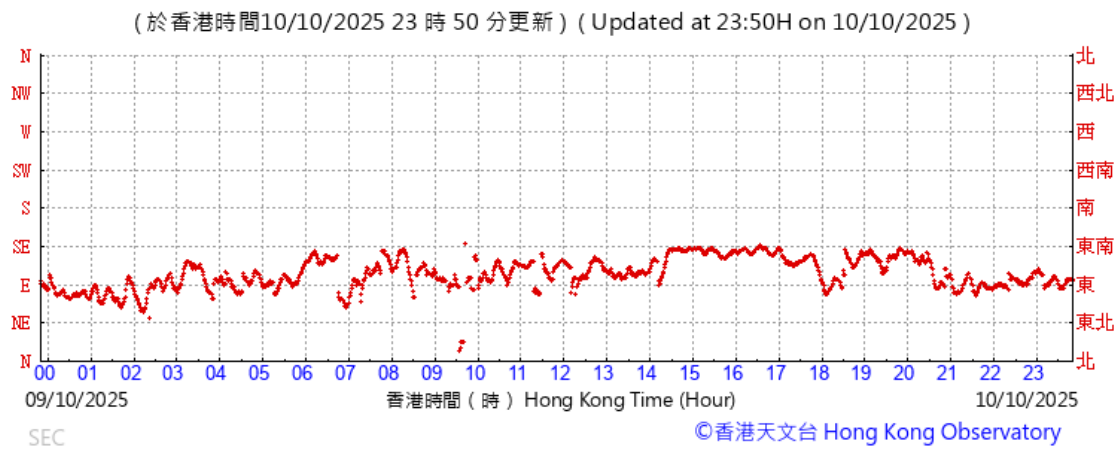


### Wind Speed





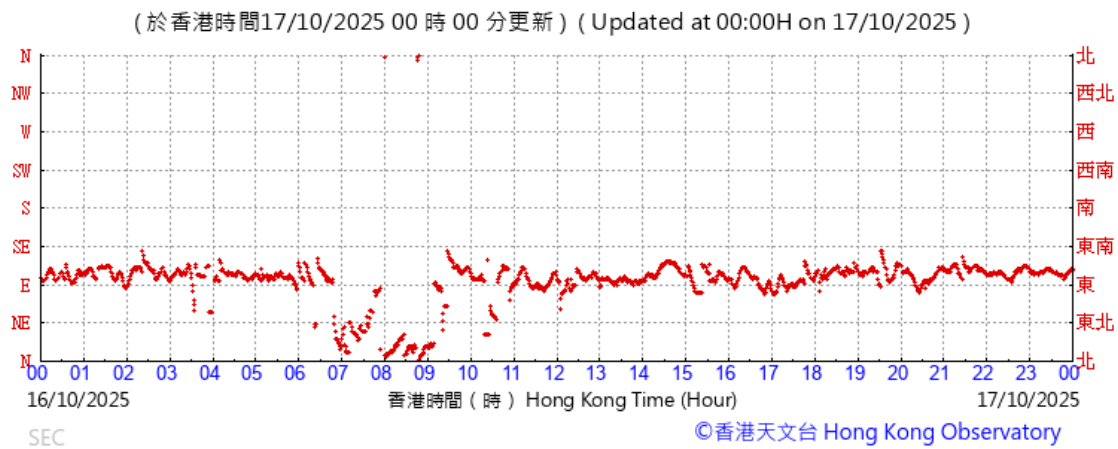
## Wind Direction



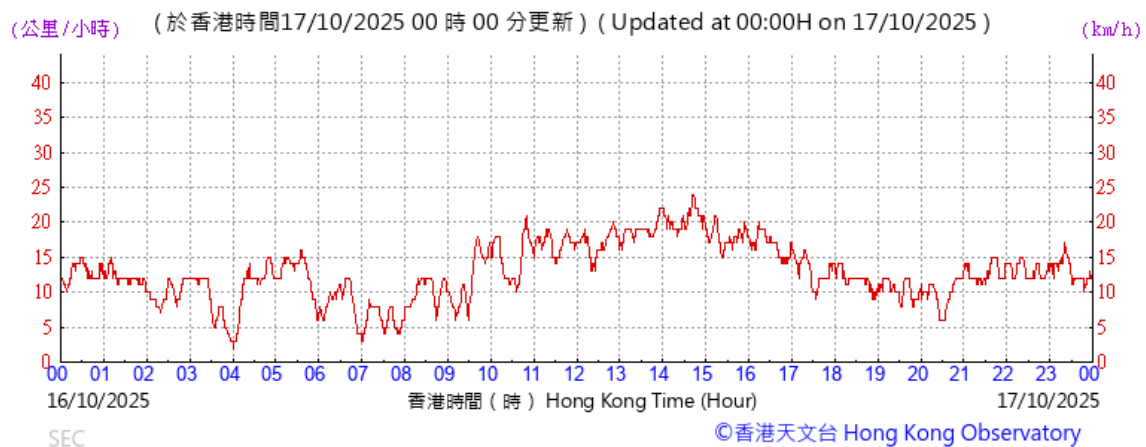
## Wind Speed



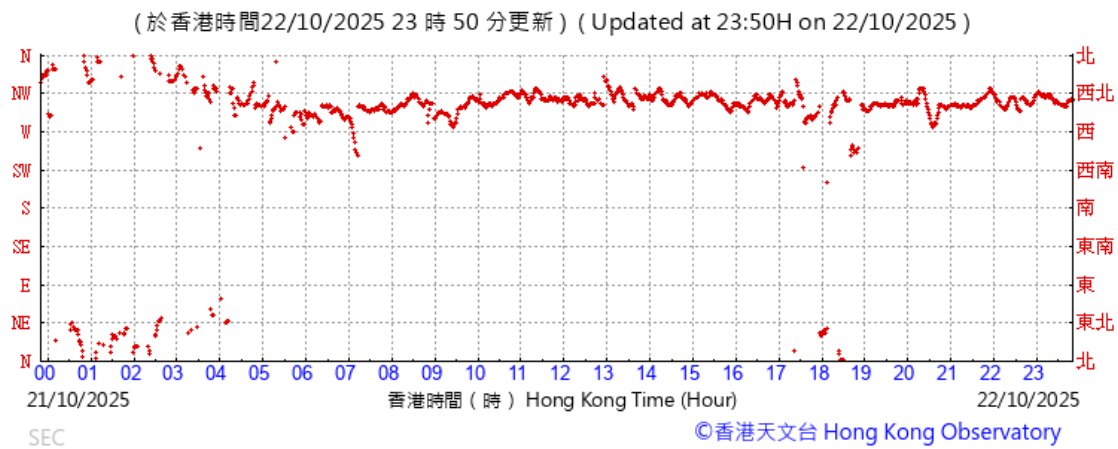
## Wind Direction



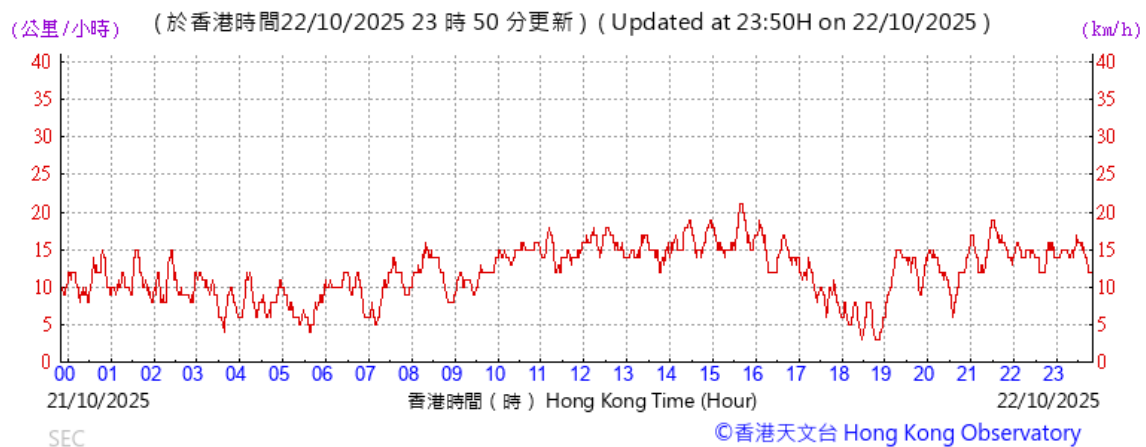
## Weed Speed



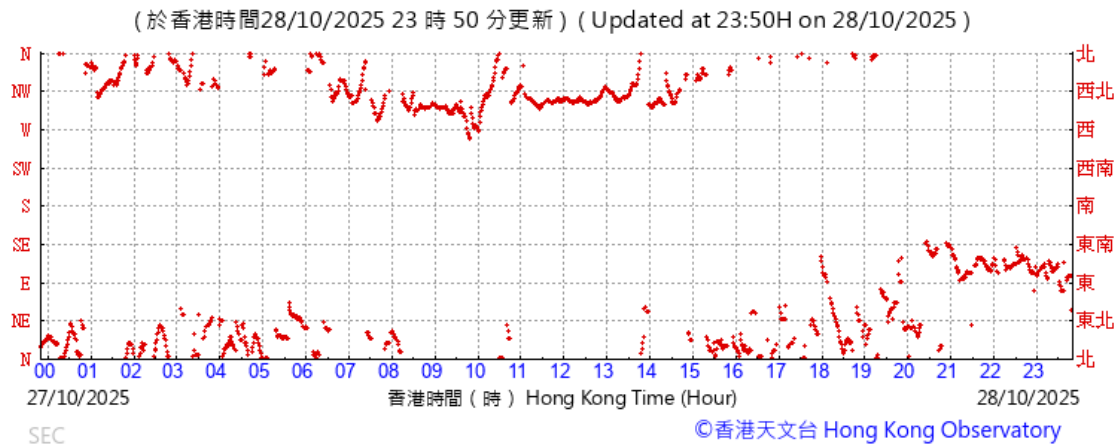
## Wind Direction



## Wind Speed



## Wind Direction



## Wind Speed



## **Appendix I**

### **Noise Monitoring Results and Graphical Presentation**



## Appendix I - Construction Noise Monitoring Results

### Construction Noise Monitoring Stations: Chun Sing House, Tin Ma Court (NM-2)

Date	Weather	Start Time	dB(A)			
			Leq	L10	L90	Leq(30min)
10/10/2025	Fine	09:01	70.6	71.7	71.3	70.7
		09:06	70.5	71.6	69.1	
		09:11	71.3	72.6	69.4	
		09:16	69.8	70.9	68.3	
		09:21	71.5	73.3	69.4	
		09:26	70.1	71.2	68.8	
16/10/2025	Sunny	09:31	64.3	65.6	62.9	63.6
		09:36	63.7	64.8	62.0	
		09:41	64.3	65.6	62.9	
		09:46	63.2	64.4	62.1	
		09:51	63.4	64.8	62.0	
		09:56	62.3	63.3	60.8	
22/10/2025	Cloudy	09:11	72.3	76.3	66.0	69.7
		09:16	70.9	74.5	65.5	
		09:21	69.9	73.6	62.9	
		09:26	69.5	72.0	62.4	
		09:31	65.4	69.1	57.9	
		09:36	67.0	70.0	57.0	
28/10/2025	Cloudy	09:23	62.2	64.7	58.2	62.7
		09:28	63.5	66.1	58.2	
		09:33	62.5	64.6	57.1	
		09:38	63.2	65.4	57.0	
		09:43	62.8	65.1	57.3	
		09:48	62.0	64.7	56.7	
					Min:	62.7
					Max:	70.7
					Average:	66.7

### Construction Noise Monitoring Stations: Grace Methodist Church Kindergarten (NM-3)

Date	Weather	Start Time	dB(A)			
			Leq	L10	L90	Leq(30min)
10/10/2025	Fine	09:57	64.3	65.6	62.9	63.6
		10:02	63.7	64.8	62.0	
		10:07	64.3	65.6	62.9	
		10:12	63.2	64.4	62.1	
		10:17	63.4	64.8	62.0	
		10:22	62.3	63.3	60.8	
16/10/2025	Sunny	10:26	63.3	66.3	61.9	63.9
		10:31	63.5	66.7	62.1	
		10:36	64.1	67.0	62.7	
		10:41	64.1	67.1	62.7	
		10:46	64.3	67.7	63.2	
		10:51	64.1	67.0	62.6	
22/10/2025	Cloudy	10:05	64.1	67.6	62.8	64.6
		10:10	64.5	67.3	63.4	
		10:15	64.9	68.1	63.8	
		10:20	64.7	68.1	63.6	
		10:25	64.9	68.2	63.7	
		10:30	64.3	67.1	63.0	
28/10/2025	Cloudy	10:14	62.8	66.1	61.3	63.2
		10:19	63.2	66.2	61.8	
		10:24	63.4	66.3	62.3	
		10:29	63.5	67.1	62.4	
		10:34	62.4	65.4	61.0	
		10:39	63.5	66.4	62.1	
					Min:	63.2
					Max:	64.6
					Average:	63.8

## Appendix I - Construction Noise Monitoring Results

### Construction Noise Monitoring Stations: Block 6, Tsui Chuk Garden (NM-4)

Date	Weather	Start Time	dB(A)			
			Leq	L10	L90	Leq(30min)
10/10/2025	Fine	14:17	72.3	76.3	66.0	69.7
		14:22	70.9	74.5	65.5	
		14:27	69.9	73.6	62.9	
		14:32	69.5	72.0	62.4	
		14:37	65.4	69.1	57.9	
		14:42	67.0	70.0	57.0	
16/10/2025	Sunny	14:22	67.4	69.4	66.0	68.5
		14:27	68.9	71.2	67.6	
		14:32	68.5	70.8	67.0	
		14:37	69.3	71.9	68.0	
		14:42	68.0	70.4	66.8	
		14:47	68.4	70.9	67.1	
22/10/2025	Cloudy	14:36	67.6	70.5	66.2	68.7
		14:41	68.5	72.1	67.2	
		14:46	67.7	71.1	66.2	
		14:51	69.0	72.3	67.5	
		14:56	69.4	72.6	68.0	
		15:01	69.8	73.4	68.3	
28/10/2025	Cloudy	14:31	68.9	72.2	67.4	69.1
		14:36	68.9	71.9	67.8	
		14:41	68.3	71.2	67.2	
		14:46	70.0	73.1	68.7	
		14:51	69.1	72.5	67.6	
		14:56	69.4	73.0	68.1	
					Min:	68.5
					Max:	69.7
					Average:	69.0

### Construction Noise Monitoring Stations: Road pavement near Wang King House, Tin Wang Court (NM-4a)

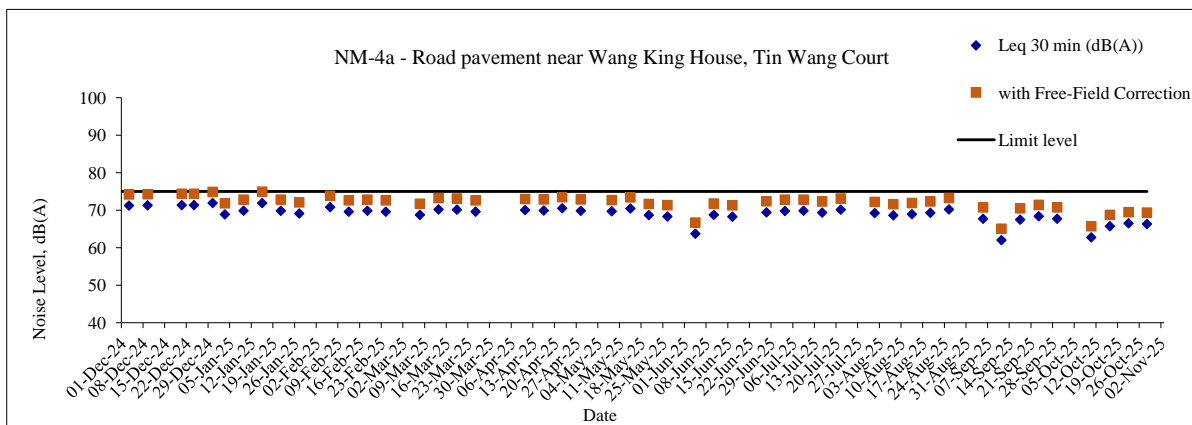
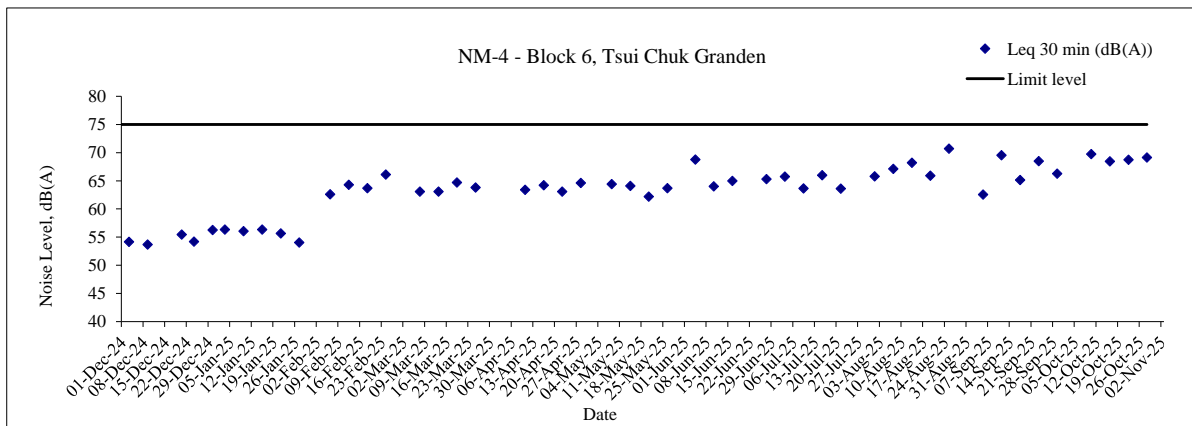
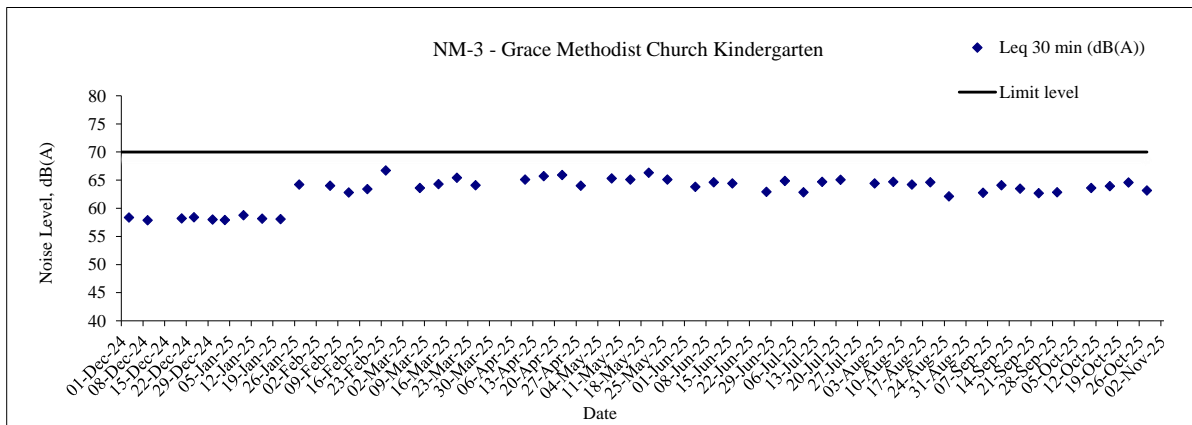
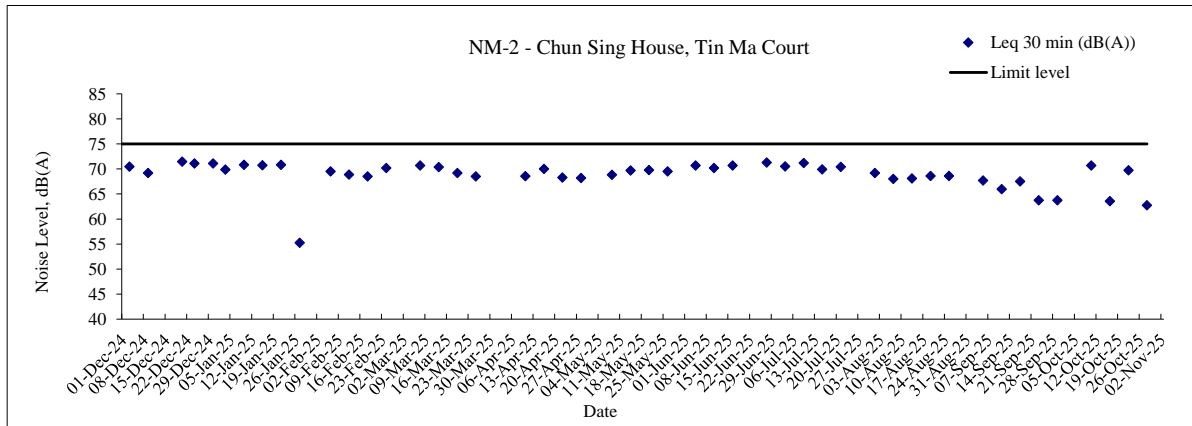
Date	Weather	Start Time	dB(A)				With Free-Field Correction
			Leq	L10	L90	Leq(30min)	
10/10/2025	Fine	10:58	62.2	64.7	58.2	62.7	65.7
		11:03	63.5	66.1	58.2		
		11:08	62.5	64.6	57.1		
		11:13	63.2	65.4	57.0		
		11:18	62.8	65.1	57.3		
		11:23	62.0	64.7	56.7		
16/10/2025	Sunny	11:24	65.2	68.5	64.3	65.7	68.7
		11:29	65.6	67.9	64.4		
		11:34	64.6	68.2	63.4		
		11:39	65.7	68.5	64.6		
		11:44	65.6	68.3	64.1		
		11:49	67.1	70.3	65.7		
22/10/2025	Cloudy	11:02	66.7	69.8	65.3	66.5	69.5
		11:07	65.9	68.9	64.5		
		11:12	65.1	68.3	63.8		
		11:17	66.9	69.8	65.8		
		11:22	67.7	70.9	66.6		
		11:27	66.1	69.2	65.0		
28/10/2025	Cloudy	11:11	66.5	70.1	65.2	66.3	69.3
		11:16	66.8	69.9	65.5		
		11:21	66.0	69.0	64.9		
		11:26	66.6	70.1	65.3		
		11:31	66.2	69.8	64.7		
		11:36	65.8	68.9	64.7		
					Min:	62.7	65.7
					Max:	66.5	69.5
					Average:	65.3	68.3

### Construction Noise Monitoring Stations: Wo Tin House, Shatin Pass Estate (NM-5)

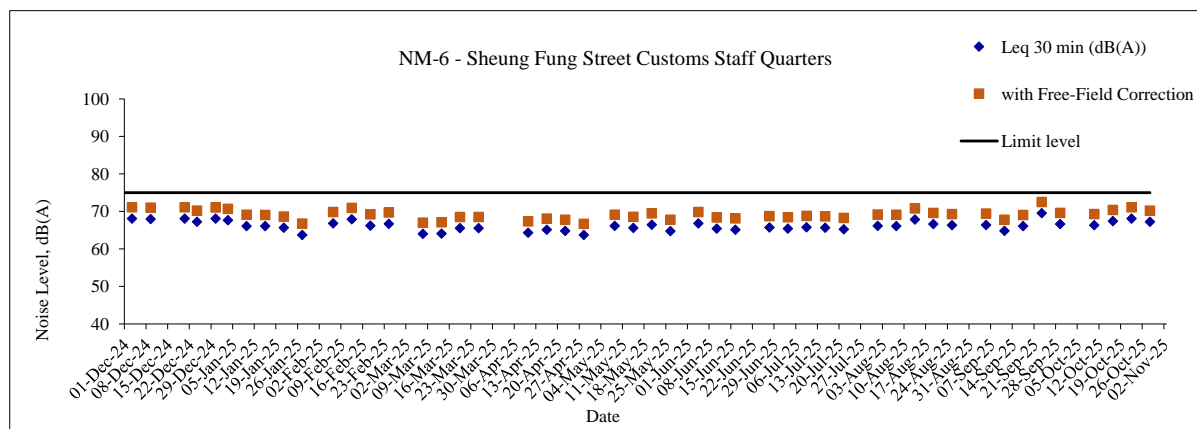
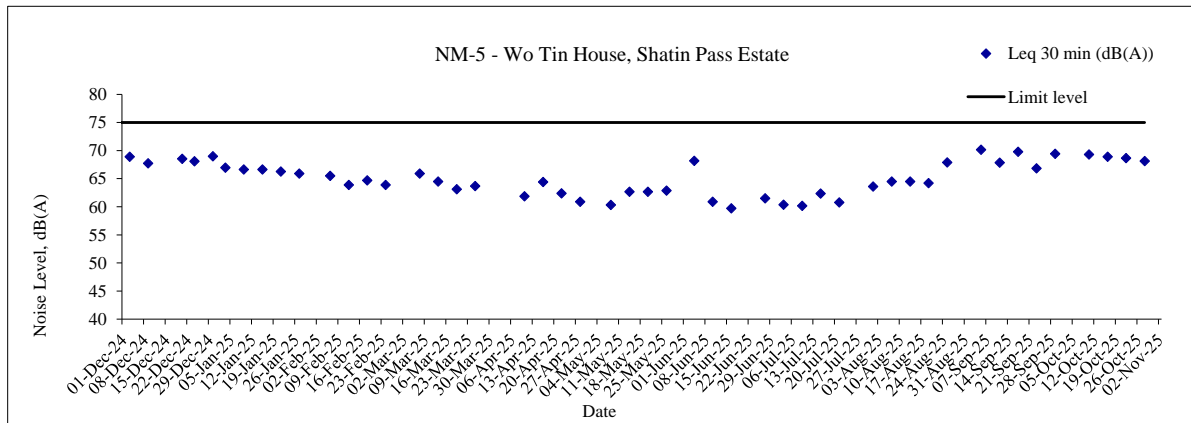
**Construction Noise Monitoring Stations: Sheung Fung Street Customs Staff Quarters (NM-6)**

Construction Noise Monitoring Stations: Shuang Fung Street Customs Train Quarters (10/10/2025)							
Date	Weather	Start Time	dB(A)				With Free-Field Correction
			Leq	L10	L90	Leq(30min)	
10/10/2025	Fine	15:53	64.6	68.5	54.5	66.3	69.3
		15:58	64.3	68.3	55.2		
		16:03	64.2	67.3	53.4		
		16:08	69.2	70.4	54.7		
		16:13	67.4	70.7	54.5		
		16:18	65.5	69.3	53.3		
16/10/2025	Sunny	15:59	67.0	69.1	65.6	67.4	70.4
		16:04	67.3	70.0	66.1		
		16:09	67.9	70.1	66.4		
		16:14	67.5	70.1	66.2		
		16:19	67.6	70.3	66.5		
		16:24	67.0	69.7	65.9		
22/10/2025	Cloudy	16:15	68.4	71.4	67.2	68.1	71.1
		16:20	67.9	70.7	66.7		
		16:25	67.8	70.6	66.4		
		16:30	67.8	70.8	66.4		
		16:35	68.7	72.1	67.5		
		16:40	67.9	71.4	66.8		
28/10/2025	Cloudy	16:10	67.6	70.5	66.1	67.2	70.2
		16:15	66.2	69.8	65.0		
		16:20	67.2	70.2	65.8		
		16:25	66.9	70.5	65.5		
		16:30	67.0	69.8	65.5		
		16:35	68.1	71.2	66.9		
					Min:	66.3	69.3
					Max:	68.1	71.1
					Average:	67.2	70.2

## Construction Noise Monitoring Results



## Construction Noise Monitoring Results



## **Appendix J**

### **Waste Generation in the Reporting Month**



# Monthly Summary Waste Flow Table

Contract No.: 21/WSD/21

Contract Title: Relocation of Diamond Hill Fresh Water and Salt Water Service Reservoirs to Caverns

Month	Actual Quantities of Inert C&D Materials Generated / Imported (in '000m3)						Actual Quantities of C&D Wastes Generated					Actual Quantities of C&D Wastes Recycled				
	Total Quantity Generated	Broken Concrete (including rock for recycling into aggregates)	Reused in the Contract	Reused in other Projects	Disposed as Public Fill	Imported C&D Material	Metals	Paper/ cardboard packaging	Plastics (bottles/containers,pla stic sheets/foam package material)	Chemical Waste	Others, e.g. general refuse	Metals	Paper/ cardboard packaging	Plastics (bottles/co ntainers,pl astic sheets/foa m package material)	Yard Waste	Others
	(a+b+c+d)	(a)	(b)	(c)	(d)		(in '000kg)	(in '000kg)	(in '000kg)	(in '000m <sup>3</sup> )	(in '000m <sup>3</sup> )	(in '000kg)	(in '000kg)	(in '000kg)	(in '000m <sup>3</sup> )	(in '000m <sup>3</sup> )
Jan-23	0.0000	0.0000	0.0000	0.0000	0.0000	0.0000	0.0000	0.0000	0.0000	0.0000	0.0000	0.0000	0.0000	0.0000	0.0000	0.0000
Feb-23	0.0000	0.0000	0.0000	0.0000	0.0000	0.0000	0.0000	0.0000	0.0000	0.0000	0.0000	0.0000	0.0000	0.0000	0.0000	0.0000
Mar-23	0.0000	0.0000	0.0000	0.0000	0.0000	0.0000	0.0000	0.0000	0.0000	0.0000	0.0000	0.0000	0.0000	0.0000	0.0000	0.0000
Apr-23	0.0571	0.0000	0.0000	0.0000	0.0571	0.0000	0.0000	0.0000	0.0000	0.0000	0.2006	0.0000	0.0000	0.0000	0.0069	0.0000
May-23	0.9598	0.0000	0.0000	0.0000	0.9598	0.0000	0.0000	0.0000	0.0000	0.0000	0.0241	0.0000	0.0000	0.0000	0.0000	0.0000
Jun-23	0.1485	0.0000	0.0000	0.0000	0.1485	0.0000	0.0000	0.0000	0.0000	0.0000	0.0380	0.0000	0.0000	0.0000	0.0000	0.0000
Sub-total	1.1655	0.0000	0.0000	0.0000	1.1655	0.0000	0.0000	0.0000	0.0000	0.0000	0.2628	0.0000	0.0000	0.0000	0.0069	0.0000
Jul-23	0.0672	0.0000	0.0000	0.0000	0.0672	0.0000	0.0000	0.0000	0.0000	0.0000	0.0062	0.0072	0.0034	0.0098	0.0000	0.0000
Aug-23	0.1859	0.0000	0.0000	0.0000	0.1859	0.0000	0.0000	0.0000	0.0000	0.0000	0.0166	0.0058	0.0258	0.0055	0.0000	0.0000
Sept-23	0.2556	0.0000	0.0077	0.0000	0.2479	0.0000	0.0000	0.0000	0.0000	0.0000	0.0140	0.0054	0.0092	0.0042	0.0000	0.0000
Oct-23	0.1288	0.0000	0.0559	0.0000	0.0729	0.0000	0.0000	0.0000	0.0000	0.0000	0.0109	0.0057	0.0175	0.3836	0.0000	0.0000
Nov-23	0.7188	0.0000	0.1095	0.5769	0.0324	0.0000	0.0000	0.0000	0.0000	0.0000	0.0067	0.0010	0.0043	0.0089	0.0000	0.0000
Dec-23	1.4268	0.0000	0.0655	0.8576	0.5037	0.0000	0.0000	0.0000	0.0000	0.0000	0.0067	0.0000	0.0000	0.0000	0.0000	0.0000
Total	3.9486	0.0000	0.2386	1.4344	2.2755	0.0000	0.0000	0.0000	0.0000	0.0000	0.3238	0.0251	0.0601	0.4120	0.0069	0.0000
Jan-24	0.6490	0.0000	0.0182	0.2782	0.3526	0.0000	0.0000	0.0000	0.0000	0.0000	0.0042	0.0000	0.0000	0.0000	0.0000	0.0000
Feb-24	0.2877	0.0000	0.0655	0.1309	0.0913	0.0000	0.0000	0.0000	0.0000	0.0000	0.0233	0.0000	0.0000	0.0000	0.0000	0.0000
Mar-24	2.2949	0.0000	0.0584	0.9393	1.2971	0.0000	0.0000	0.0000	0.0000	0.0000	0.0126	0.0000	0.0000	0.0000	0.0000	0.0000
Apr-24	1.0090	0.0000	0.0182	0.6731	0.3178	0.0000	0.0000	0.0000	0.0000	0.0000	0.0141	0.0000	0.0000	0.0000	0.0000	0.0000
May-24	2.0723	0.0000	0.2505	0.5567	1.2651	0.0000	0.0000	0.0000	0.0000	0.0000	0.0226	0.0002	0.0111	0.0009	0.0000	0.0000
Jun-24	1.7738	0.0000	0.6745	0.6746	0.4247	0.0000	0.0000	0.0000	0.0000	0.0000	0.0166	0.0032	0.0208	0.0011	0.0000	0.0000
Jul-24	0.6157	0.0000	0.0821	0.3131	0.2205	0.0000	0.0000	0.0000	0.0000	0.0000	0.0116	0.0012	0.0146	0.0016	0.0000	0.0000
Aug-24	0.5345	0.0000	0.1290	0.1820	0.2236	0.0000	0.0000	0.0000	0.0000	0.0000	0.0281	0.0023	0.0160	0.0017	0.0000	0.0000
Sept-24	1.0022	0.0000	0.0169	0.4064	0.5789	0.0000	0.0000	0.0000	0.0000	0.0000	0.0229	0.0032	0.0133	0.0008	0.0000	0.0000
Oct-24	1.2245	0.0000	0.2358	0.0000	0.9887	1.0876	0.0000	0.0000	0.0000	0.0000	0.0493	0.0026	0.0830	0.0004	0.0000	0.0000
Nov-24	1.7171	0.0000	0.1556	0.7403	0.8212	0.0000	0.0000	0.0000	0.0000	0.0000	0.0177	0.0015	0.0033	0.0003	0.0000	0.0000
Dec-24	2.2567	0.0000	0.1023	1.6680	0.4864	0.0000	0.0000	0.0000	0.0000	0.0000	0.0253	0.0014	0.0590	0.0011	0.0000	0.0000
Total	15.4373	0.0000	1.8069	6.5625	7.0679	1.0876	0.0000	0.0000	0.0000	0.0000	0.2482	0.0156	0.2211	0.0079	0.0000	0.0000
Jan-25	1.1959	0.0000	0.4110	0.6449	0.1399	0.0000	0.0000	0.0000	0.0000	0.0000	0.0138	0.0045	0.0306	0.0032	0.0000	0.0000
Feb-25	0.7200	0.0000	0.1692	0.3513	0.1995	0.0000	0.0000	0.0000	0.0000	0.0000	0.0381	0.0009	0.0070	0.0003	0.0000	0.0000
Mar-25	2.1833	0.0000	0.0869	1.0069	1.0895	0.0000	0.0000	0.0000	0.0000	0.0000	0.0170	5.8400	0.0000	0.0000	0.0000	0.0000
Apr-25	3.6095	0.0000	0.0532	2.7593	0.7970	0.0000	0.0000	0.0000	0.0000	0.0000	0.0093	0.0000	0.0000	0.0000	0.0000	0.0000
May-25	3.7729	0.0000	0.1059	1.7997	1.8673	0.0480	0.0000	0.0000	0.0000	0.0000	0.0360	0.0000	0.0000	0.0000	0.0000	0.0000
Jun-25	2.6238	0.0000	0.2127	1.3992	1.0119	0.0000	0.0000	0.0000	0.0000	0.0000	0.0176	0.0000	0.0000	0.0000	0.0000	0.0000
Jul-25	1.9866	0.0000	0.0482	1.3977	0.5407	0.0000	0.0000	0.0000	0.0000	0.0000	0.0093	0.0000	0.0455	0.0000	0.0000	0.0000
Aug-25	3.2159	0.0000	0.0714	1.9680	1.1765	0.0000	0.0000	0.0000	0.0000	0.0000	0.0260	0.0000	0.0000	0.0000	0.0000	0.0000
Sept-25	3.5443	0.0000	0.0469	2.4944	1.0031	0.0000	0.0000	0.0000	0.0000	0.0000	0.0233	0.0000	0.0091	0.0000	0.0000	0.0000
Oct-25	4.4474	0.0000	0.0628	2.6356	1.7490	0.0000	0.0000	0.0000	0.0000	0.0000	0.0285	0.0000	0.0000	0.0000	0.0000	0.0000
Nov-25	0.0000	0.0000	0.0000	0.0000	0.0000	0.0000	0.0000	0.0000	0.0000	0.0000	0.0000	0.0000	0.0000	0.0000	0.0000	0.0000
Dec-25	0.0000	0.0000	0.0000	0.0000	0.0000	0.0000	0.0000	0.0000	0.0000	0.0000	0.0000	0.0000	0.0000	0.0000	0.0000	0.0000
Total	27.2996	0.0000	1.2682	16.4570	9.5744	0.0480	0.0000	0.0000	0.0000	0.0000	0.2189	5.8454	0.0922	0.0035	0.0000	0.0000
Cumulative Total	46.6855	0.0000	3.3138	24.4539	18.9178	1.1356	0.0000	0.0000	0.0000	0.0000	0.7910	5.8861	0.3734	0.4234	0.0069	0.0000

Note:

1. Assume the density of soil fill is 2 ton/m3.
  2. Assume the density of rock and broken concrete is 2.5 ton/m3.
  3. Assume the density of non-inert C&D waste is 0.9 ton/m<sup>3</sup>.
- ^The waste recycled record for Oct 2023 has been updated.

## **Appendix K**

### **Summary of Complaint, Notification of Summons and Prosecution and Cumulative Complaint Log**

### Statistical Summary of Environmental Complaints

Reporting Period	Environmental Complaint Statistics		
	Frequency	Cumulative	Complaint Nature
1 Aug 2025 – 31 Aug 2025	0	1	N/A
1 Sep 2025 – 30 Sep 2025	0	1	N/A
1 Oct 2025 – 30 Oct 2025	3	4	Noise, Air, Landscape and Visual

### Statistical Summary of Environmental Summons

Reporting Period	Environmental Summons Statistics		
	Frequency	Cumulative	Details
1 Aug 2025 – 31 Aug 2025	0	0	N/A
1 Sep 2025 – 30 Sep 2025	0	0	N/A
1 Oct 2025 – 30 Oct 2025	0	0	N/A

### Statistical Summary of Environmental Prosecution

Reporting Period	Environmental Prosecution Statistics		
	Frequency	Cumulative	Details
1 Aug 2025 – 31 Aug 2025	0	0	N/A
1 Sep 2025 – 30 Sep 2025	0	0	N/A
1 Oct 2025 – 30 Oct 2025	0	0	N/A

### Cumulative statistics on Non-compliance (exceedances)

Reporting Period	Environmental Monitoring	Parameter	No. of non-project related exceedances		Total no. of non-project related exceedances	No. of exceedances related to the project		Total no. of exceedances related to the project
			AL	LL		AL	LL	
This Reporting Period (1 – 30 Oct 2025)	Air Quality	1-hour TSP	0	0	0	0	0	0
	Noise	$L_{eq}(30\text{-min})$	0	0	0	2	0	2
Total no. recorded since project commencement	Air Quality	1-hour TSP	0	0	0	0	0	0
	Noise	$L_{eq}(30\text{-min})$	0	1	1	2	0	2

Cumulative Complaint Log

EPD Complaint Ref No.	Date of Complaint	Complaint Location	Complaint Details	Investigation / Mitigation Action	Status
DH_C_001	30 May 2025	Work area near Tin Ma Court	Tree damage	<p>As the tree wound was caused by mobilization of machine, the following measures should be implemented/maintained for preventing further damage to T05 or any new damage to retained trees.</p> <ol style="list-style-type: none"> <li>1. Checking of retained trees during site inspections to ensure no further damage.</li> <li>2. The Contractor and arborist should regularly inspect all retained trees within works areas</li> <li>3. The height of drilling rig for pipe piling works near the tree to be reduced from 6m to 3m to ensure no further damage to the tree when works resume.</li> <li>4. Adequate tree protection measures such as setup of tree protection zones and sufficient buffer distances (horizontally and vertically) between the retained trees and the works site should be enhanced and properly maintained.</li> <li>5. The Contractor is required to promptly report any tree(s) damage found in the future so that RE, ET and IEC can react and prevent further damage to tree(s)</li> </ol>	Completed

EPD Complaint Ref No.	Date of Complaint	Complaint Location	Complaint Details	Investigation / Mitigation Action	Status
DH_C_002	03 Oct 2025	The construction site at Sheung Fung Street (near to Wu York Yu General Out-Patient Clinic)	Dust emissions	<p>On 3 October 2025, road marking works were carried out at the concerned location. The major cause of the dust emission was due to the operation of road mark removal machine without provision of dust control measures. To alleviate the potential dust impact during the subsequent road mark removal works, the Contractor should implement the following measures that involve the use of road mark removal machine:</p> <ul style="list-style-type: none"> <li>- Brief the workers before the road marking works, including dust control measures (as shown in the second to fourth bullet items) that could minimize the dust dispersion during the road mark removal process.</li> <li>- Use the road mark removal machine fitted with dust shields.</li> <li>- Upon excessive dust generation being observed, the Contractor should lower the speed of the equipment; and</li> <li>- Dust and debris left on the road surface after road mark is removed will be collected by sweeping the floor and/ or by a vacuum cleaner.</li> </ul> <p>The ET will carry out on-site inspection during the works to ensure proper implementation of these measures and minimal dust impact. If notable dust emission was observed during the work, the ET would advise the Contractor to carry out prompt remedial measures to minimize dust emission</p>	To be followed up in coming road marks removal works



Contract No. 21/WSD/21  
Relocation of Diamond Hill Fresh Water and  
Salt Water Service Reservoirs to Caverns  
Monthly EM&A Report



EPD Complaint Ref No.	Date of Complaint	Complaint Location	Complaint Details	Investigation / Mitigation Action	Status
DH_C_003	18 Oct 2025	Construction site near Lion Rock Park	Noise From vehicles	The Contractor confirmed that no night work was carried out at the site near the Lion Rock Park between 23:45 and 23:55 on 17 October 2025. Based on the information provided by the Engineer's Representative and the Contractor, the noise nuisance was due to the reverse alarm of a contractor's vehicle moving along the access road leading to Lion Rock Park, albeit no construction works were conducted in the meantime. The complaint is still under investigation and will be updated in the next monthly report.	Under investigation
DH_C_004	27 Oct 2025	Work area near Tin Ma Court	Noise From vehicles and light from lighting and welding	Under investigation and will be updated in the next monthly report.	Under investigation